

Climate Change and Global Politics

Jean-Pascal van Ypersele

(Université catholique de Louvain)

Former IPCC Vice-Chair (2008- oct. 2015)

Twitter: @JPvanYpersele

CERIS, Brussels, 16 December 2017

**Thanks to the Walloon Government (funding the Walloon Platform for IPCC)
and to my team at the Université catholique de Louvain for their support**

Walking the talk...

- Energy audit of our home
- Strong external insulation (wood fibre)
- Ultra-efficient windows
- Airtightness inspecting + heat-recovery mechanical ventilation
- Oil furnace replaced by geothermal heat pump principally fed with PV pannels
- Non-tropical wood
- Small, used electric car
- Electric bicycles

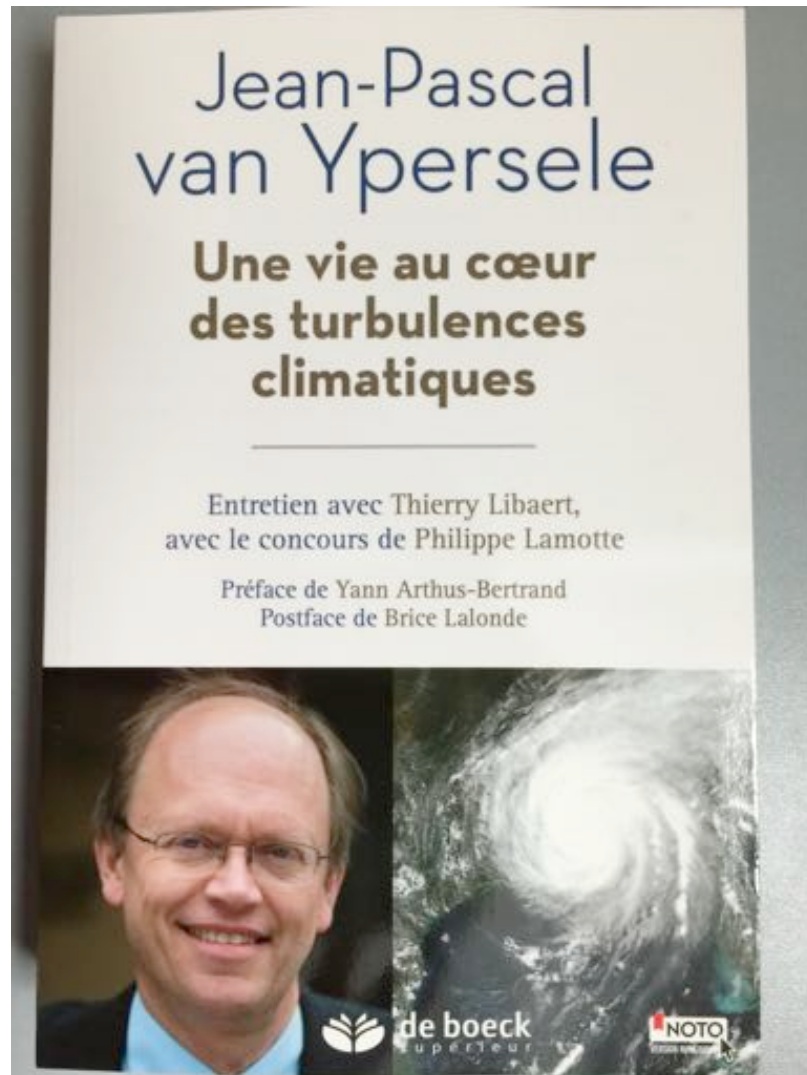
Trying to be coherent (external insulation)



Trying to be coherent...




**Publié chez De Boeck
supérieur,
octobre 2015
Broché: 16 euros
E-book: 13 euros**



That small blue dot is the Earth, as seen from Cassini, orbiting Saturn, 1.44 billion km from us, on 19-7-2013



Our atmosphere is thin and fragile (as seen by ISS crew on 31 July 2013)



Jean-Pascal van Ypersele
(vanyp@climate.be)



**Let us think about the future of
these children from Machakos in a
warming climate**



Temperature Change From 1961-1990 Average

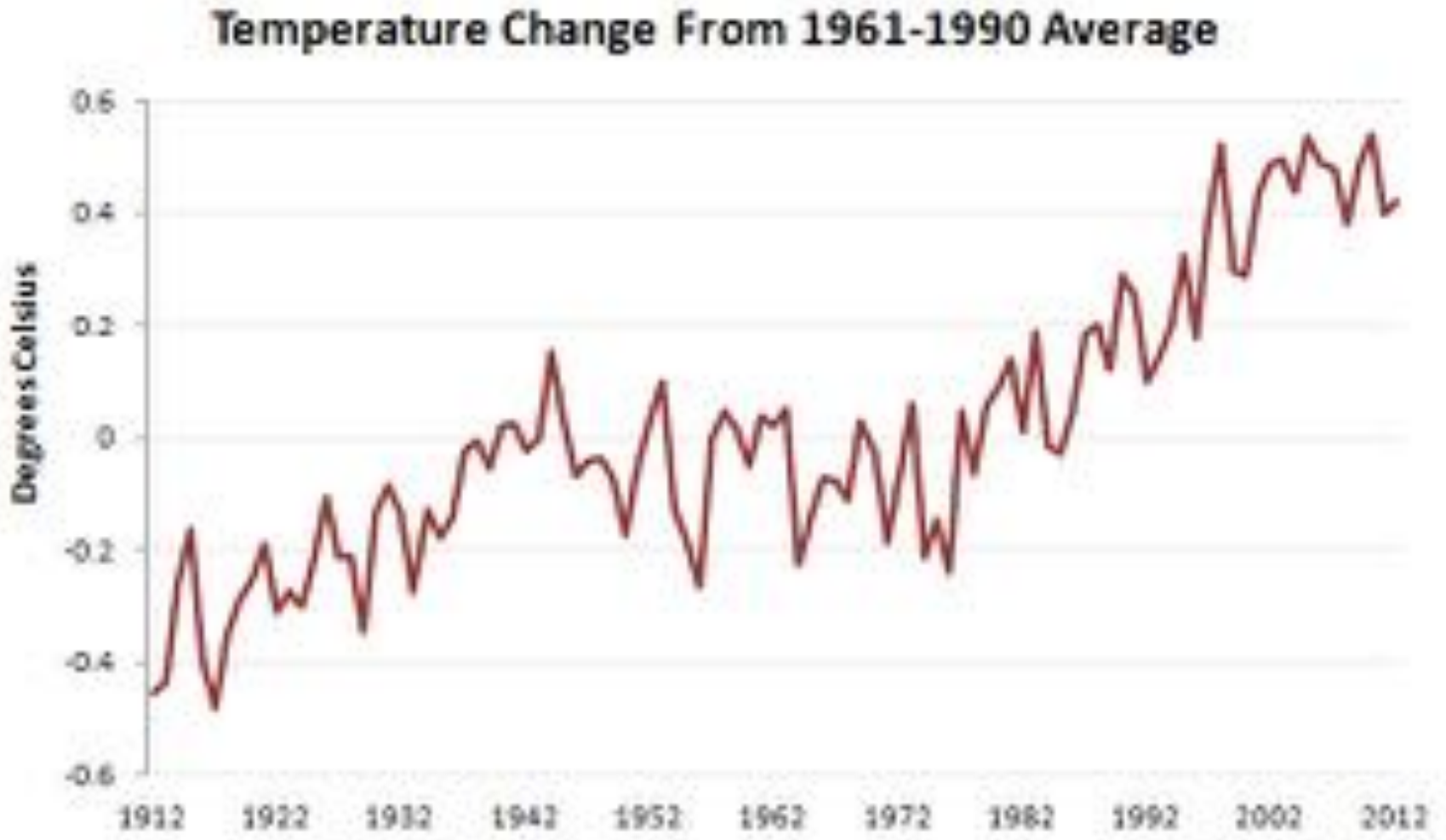


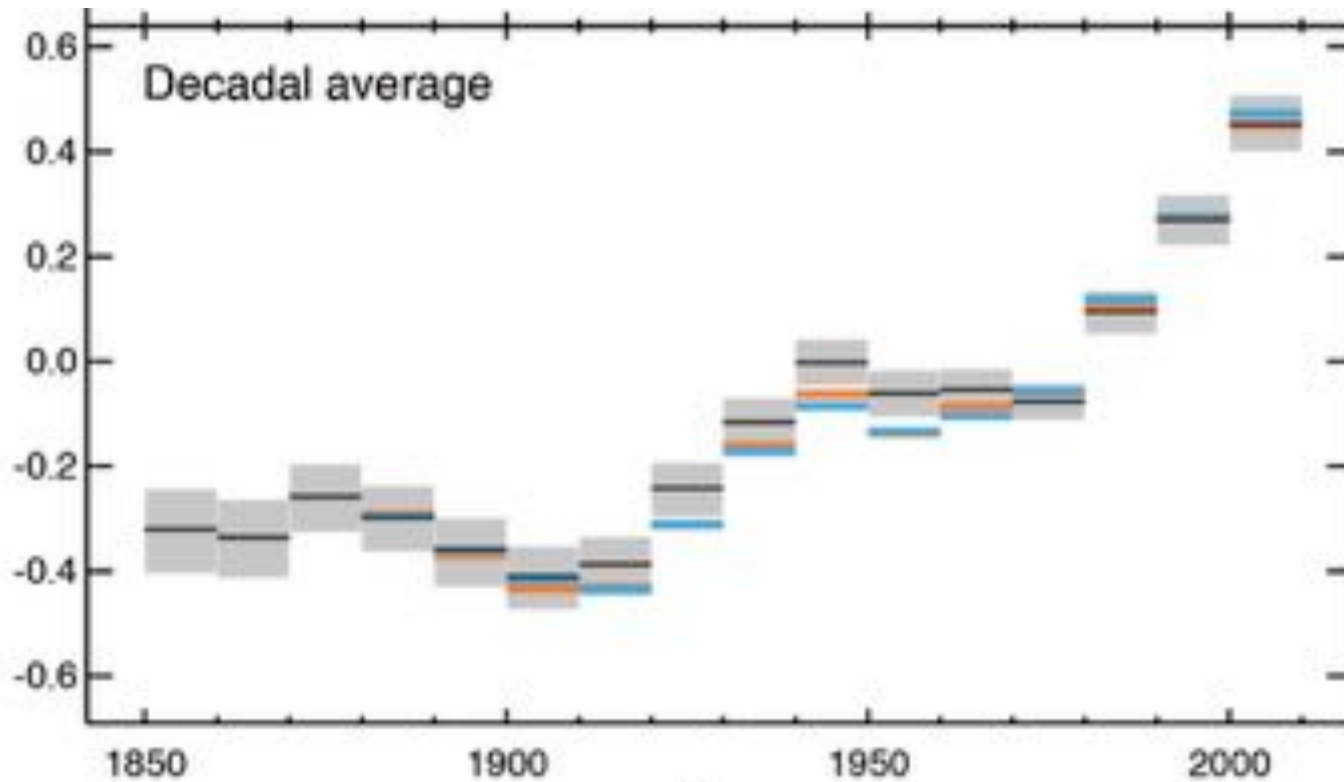
Lying With Statistics, Global Warming Edition

Temperature Plateaus — 1912-2012



Lying With Statistics, Global Warming Edition



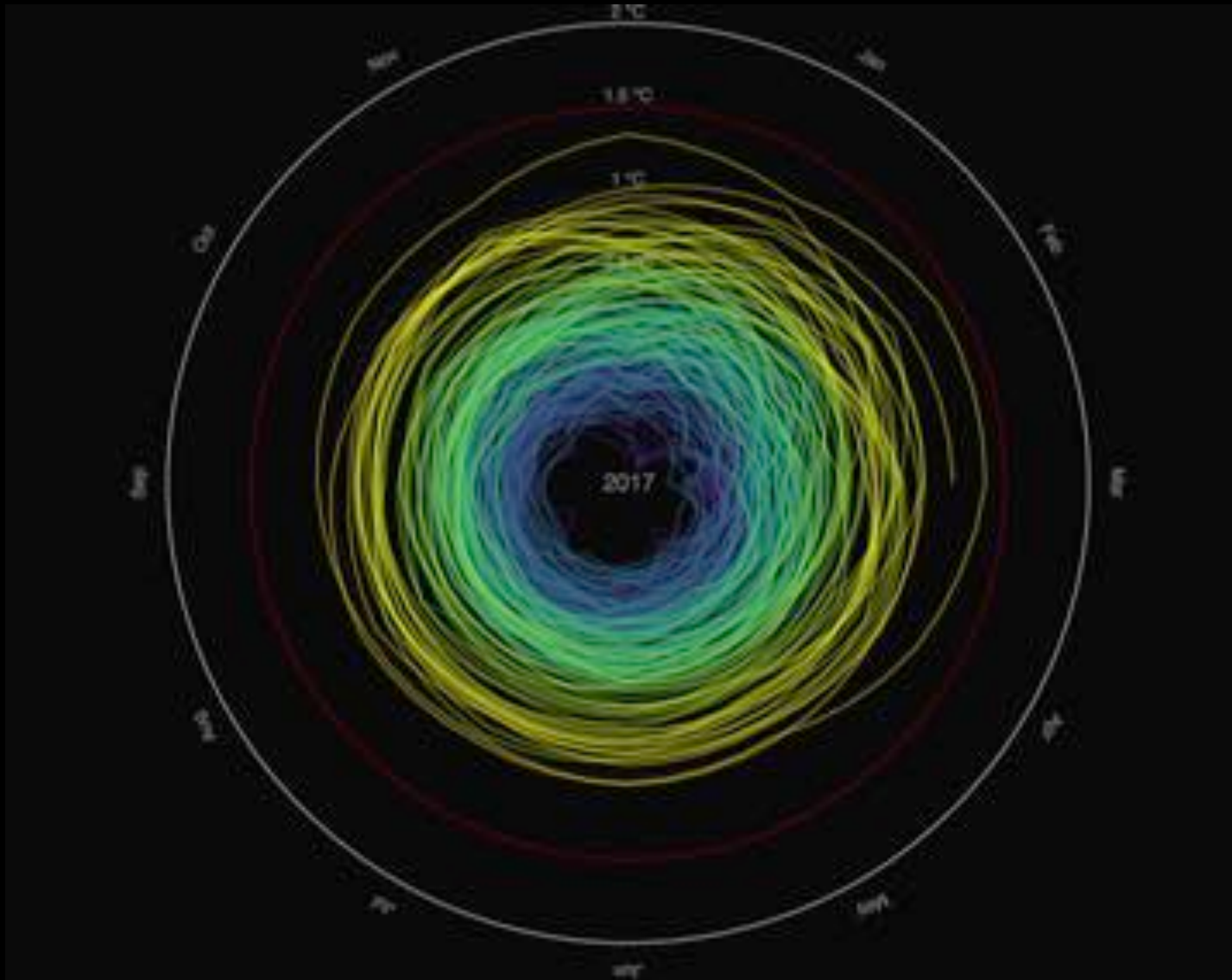


(IPCC 2013, Fig. SPM.1a)

Each of the last three decades has been successively warmer at the Earth's surface than any preceding decade since 1850.

In the Northern Hemisphere, 1983–2012 was *likely* the warmest 30-year period of the last 1400 years (*medium confidence*).

Temperature spiral



Global Mean Temperature in °C relative to 1850 – 1900

Graph: Ed Hawkins (Climate Lab Book) – Data: HadCRUT4 global temperature dataset

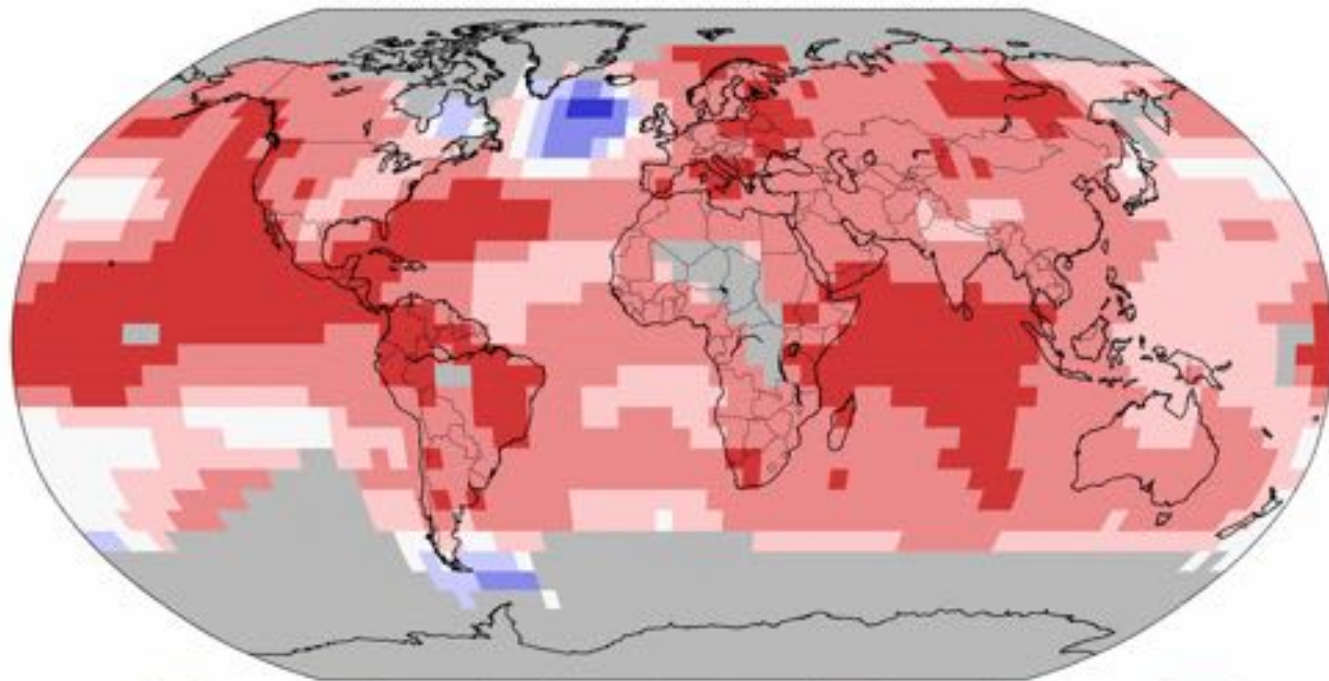
Animated version available on <http://openclimatedata.net/climate-spirals/temperature>

2014, 2015, 2016= warmest years since 1880

Land & Ocean Temperature Percentiles Jan–Dec 2015

NOAA's National Centers for Environmental Information

Data Source: GHCN–M version 3.3.0 & ERSST version 4.0.0




Record
Coldest


Much
Cooler than
Average


Cooler than
Average


Near
Average


Warmer than
Average


Much
Warmer than
Average


Record
Warmest



Wed Jan 13 12:15:02 EST 2016

Six weeks worth of rain has fallen in three days over parts of France (May 2016)



The Louvre and Musée d'Orsay in Paris evacuated their vaults (May 2016)



In Germany, many residents weren't prepared for the mass flooding as the rain pelted down (May 2016)



In Puerto Rico, Hurricane Maria created the worst humanitarian crisis in the US for decades

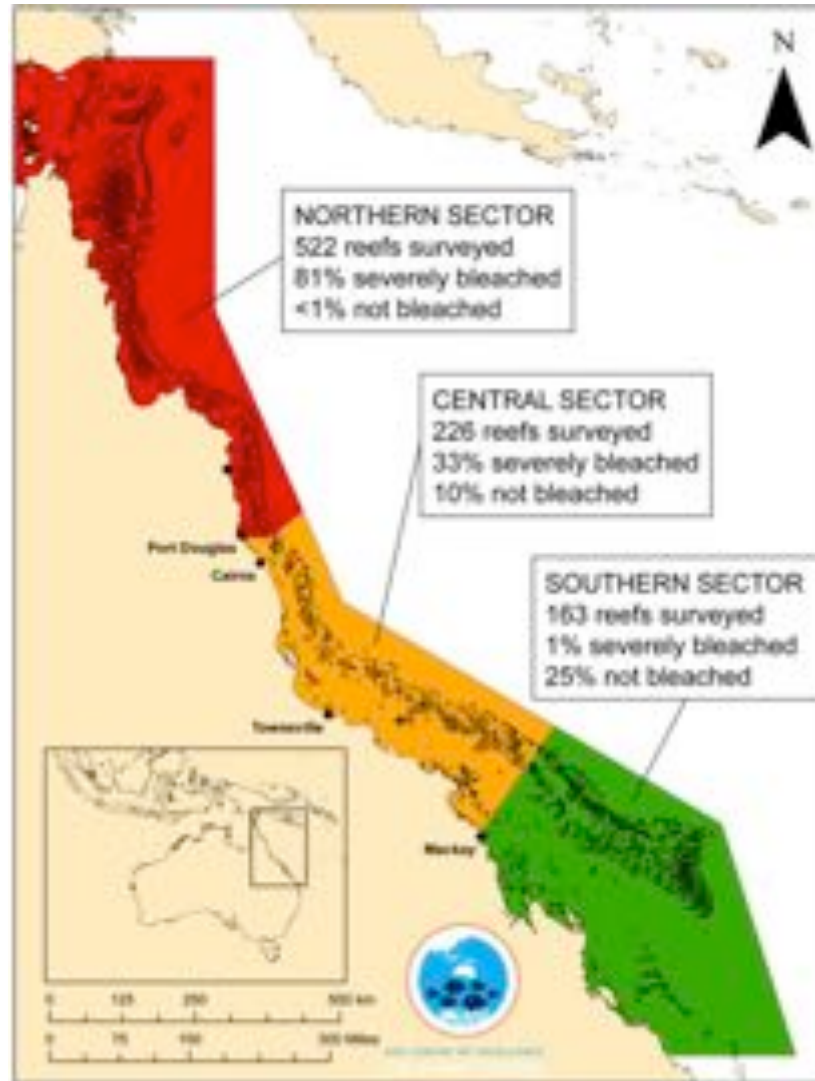


Coral reefs are dying



American Samoa (from www.globalcoralbleaching.org)

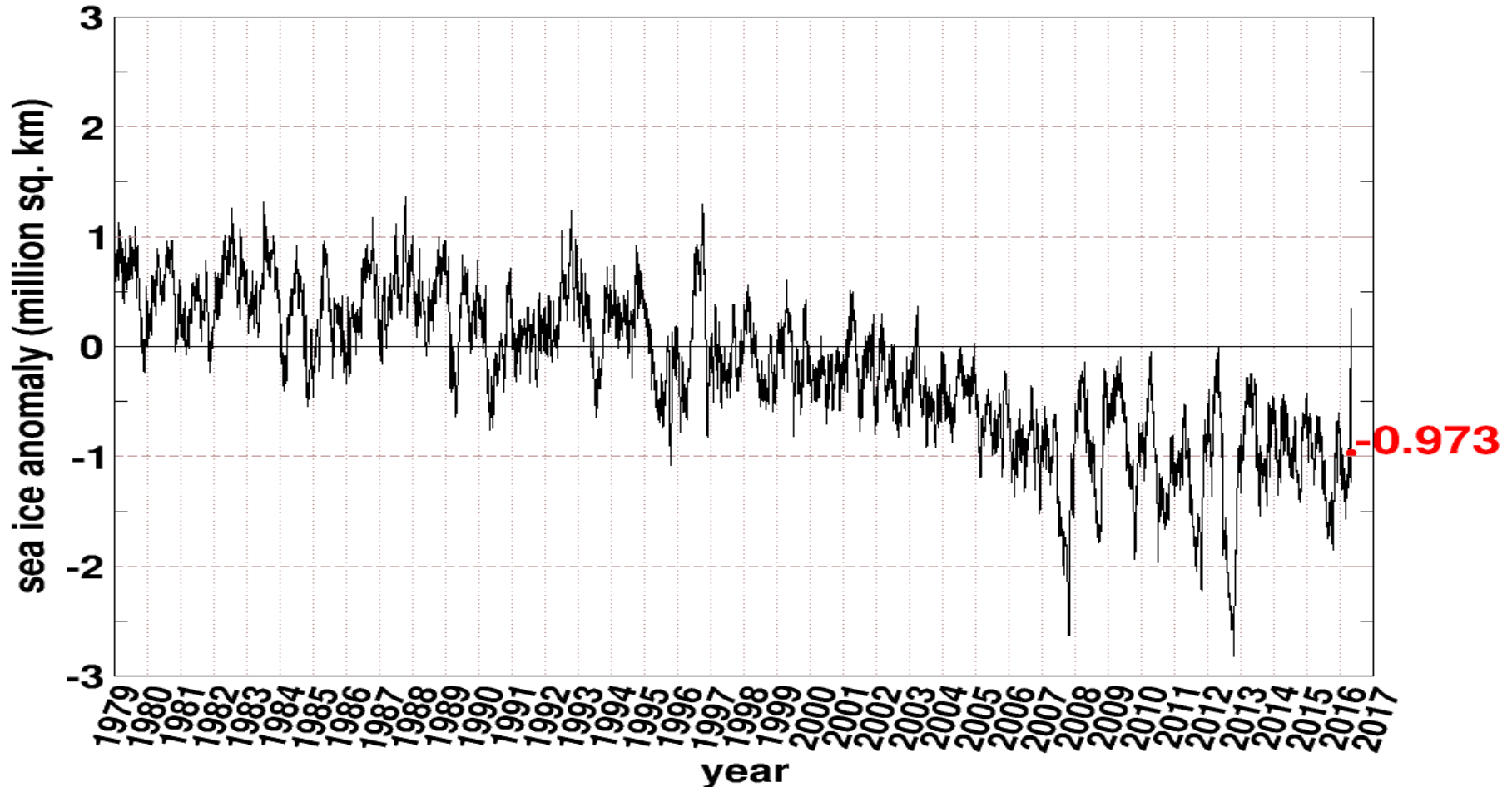
Only 7% of the Great Barrier Reef has avoided coral bleaching (May 2016)



Arctic Sea Ice Cover (1979-2016)

Northern Hemisphere Sea Ice Anomaly

Anomaly from 1979-2008 mean



Plateau Glacier (1961) (Alaska)



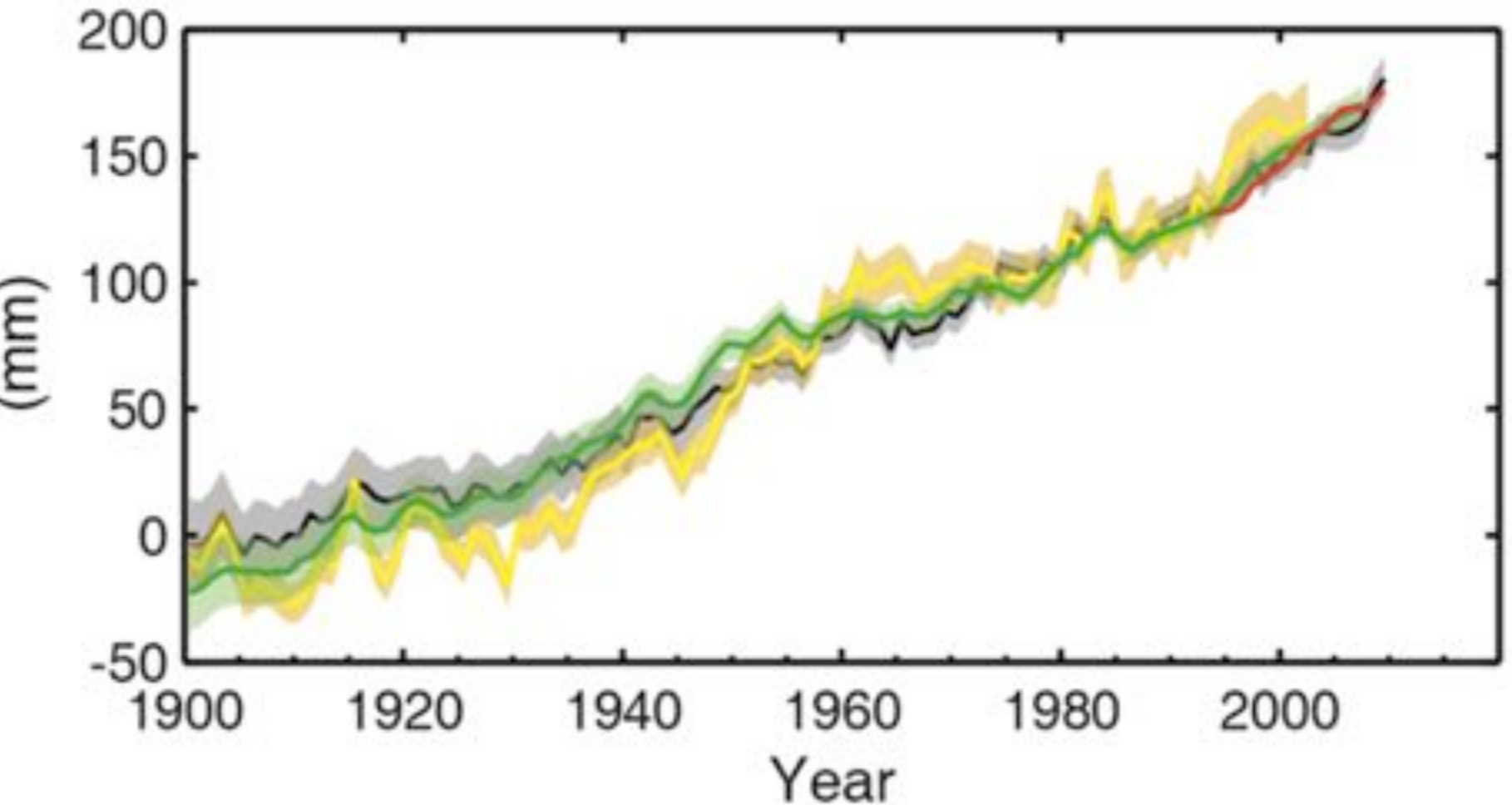
http://www.weather.com/news/science/environment/alaskas-glaciers-capturing-earth-changing-our-eyes-20131125?cm_ven=Email&cm_cat=ENVIRONMENT_us_share

Plateau Glacier (2003) (Alaska)



http://www.weather.com/news/science/environment/alaskas-glaciers-capturing-earth-changing-our-eyes-20131125?cm_ven=Email&cm_cat=ENVIRONMENT_us_share


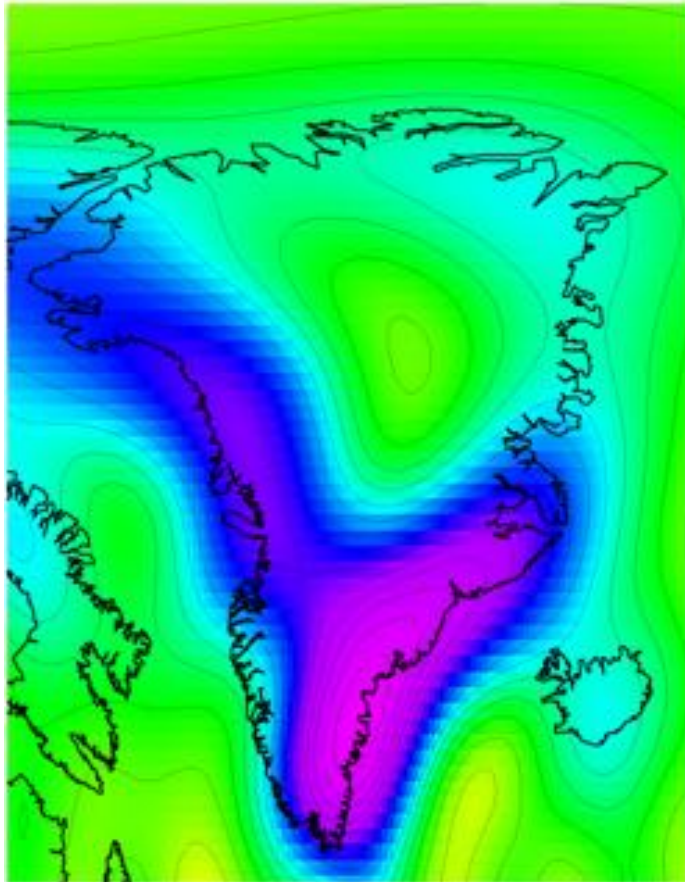
Change in average sea-level change



Greenland Ice Mass Loss 2002-2009

Derived From NASA GRACE Gravity Mission

Greenland

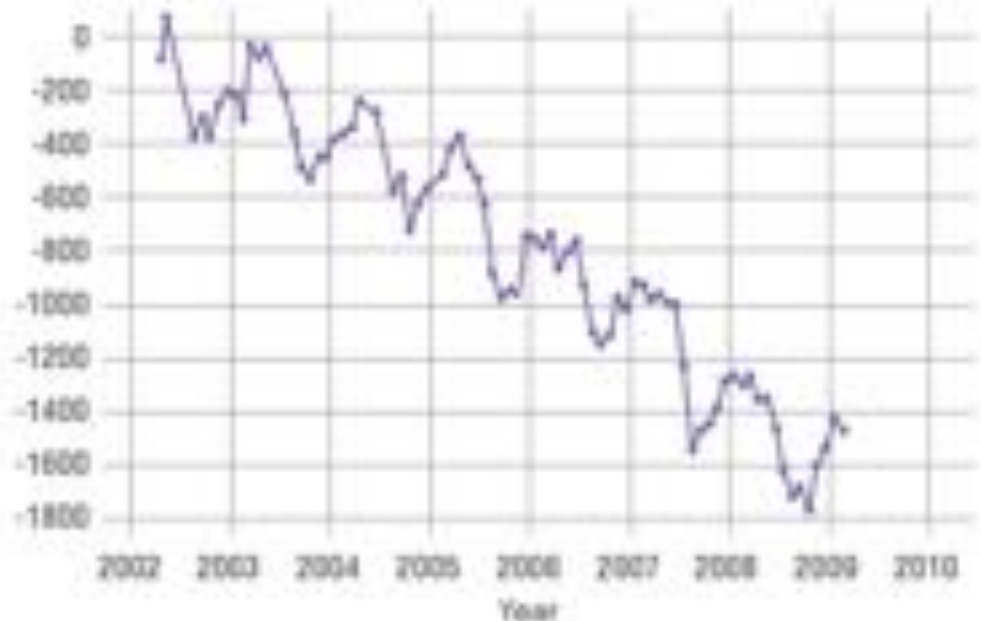


J. Wahr, U. Colorado

GREENLAND MASS VARIATION SINCE 2002

Data source: Ice mass measurement by NASA's Grace satellites

Change in Ice Mass Loss Gigatons



Velicogna, Geophysical Research Letters, 2009

•Contributes to sea level rise

B. Holt - JPL

Why the IPCC ?

Established by WMO and UNEP in 1988

to provide **policy-makers** with an **objective source of information** about

- causes of climate change,
- potential environmental and socio-economic impacts,
- possible response options (adaptation & mitigation).

WMO=World Meteorological Organization
UNEP= United Nations Environment Programme






What is happening in the climate system?



What are the risks?

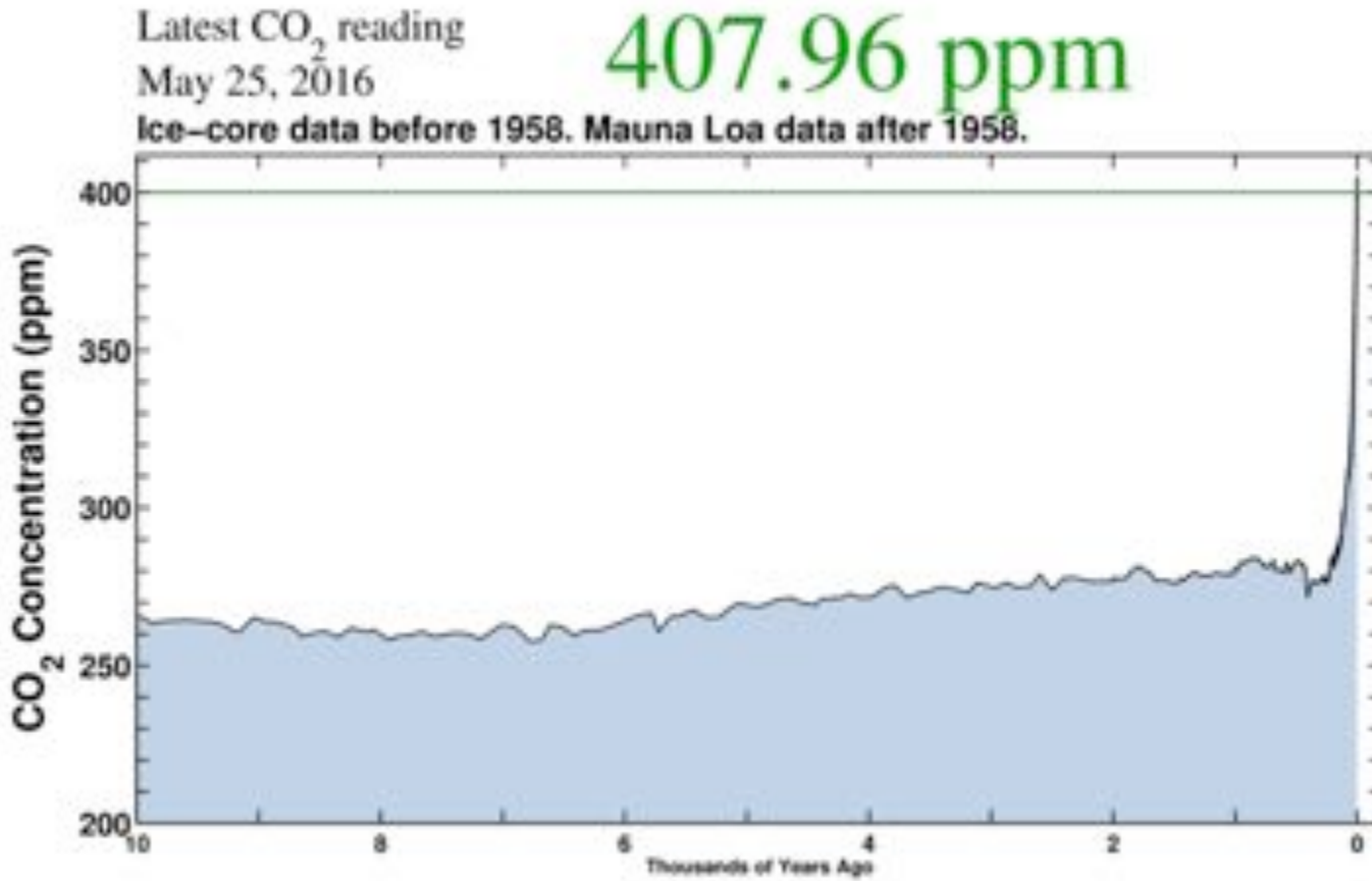


What can be done?

Key messages from IPCC AR5

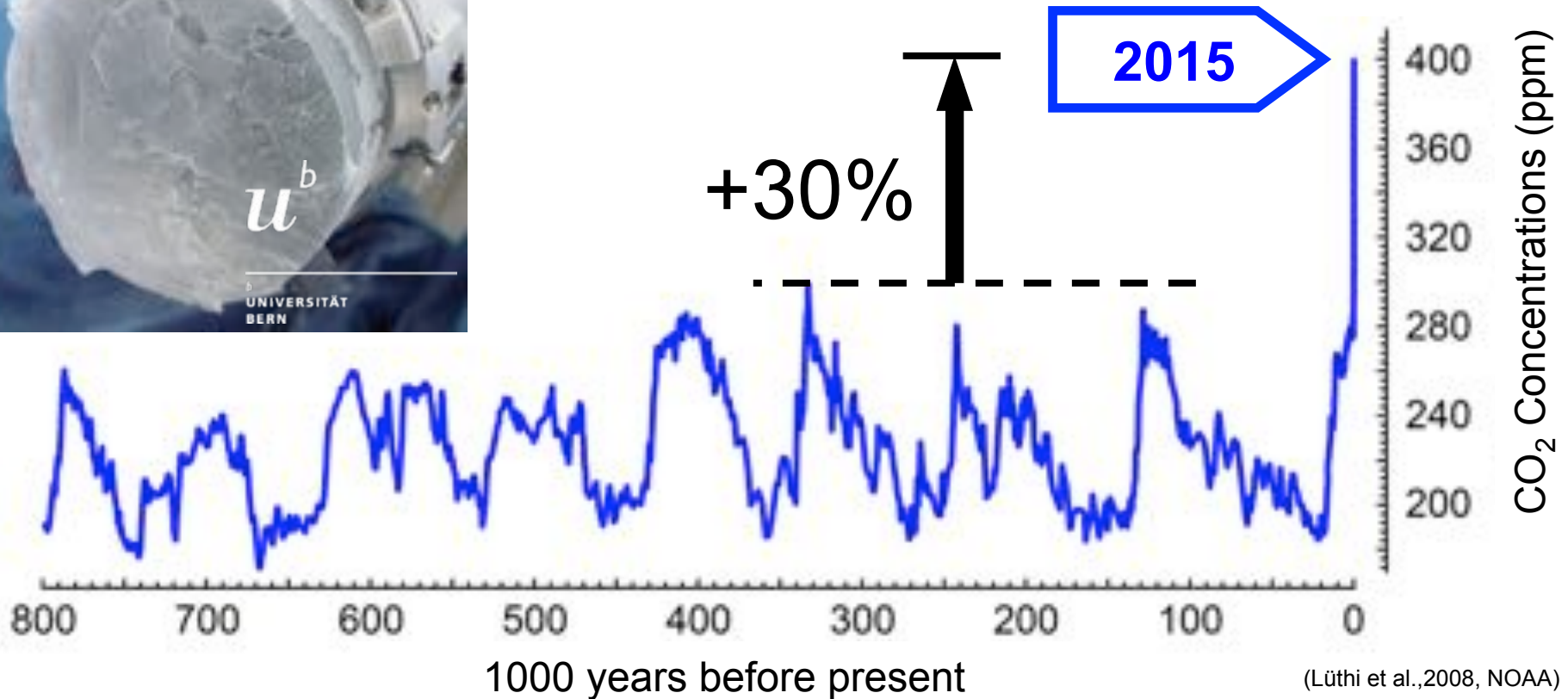
- **Human influence on the climate system is clear**
- **Continued emissions of greenhouse gases will increase the likelihood of severe, pervasive and irreversible impacts for people and ecosystems**
- **While climate change is a threat to sustainable development, there are many opportunities to integrate mitigation, adaptation, and the pursuit of other societal objectives**
- **Humanity has the means to limit climate change and build a more sustainable and resilient future**

CO₂ Concentration, 25 May 2016 (Keeling curve)



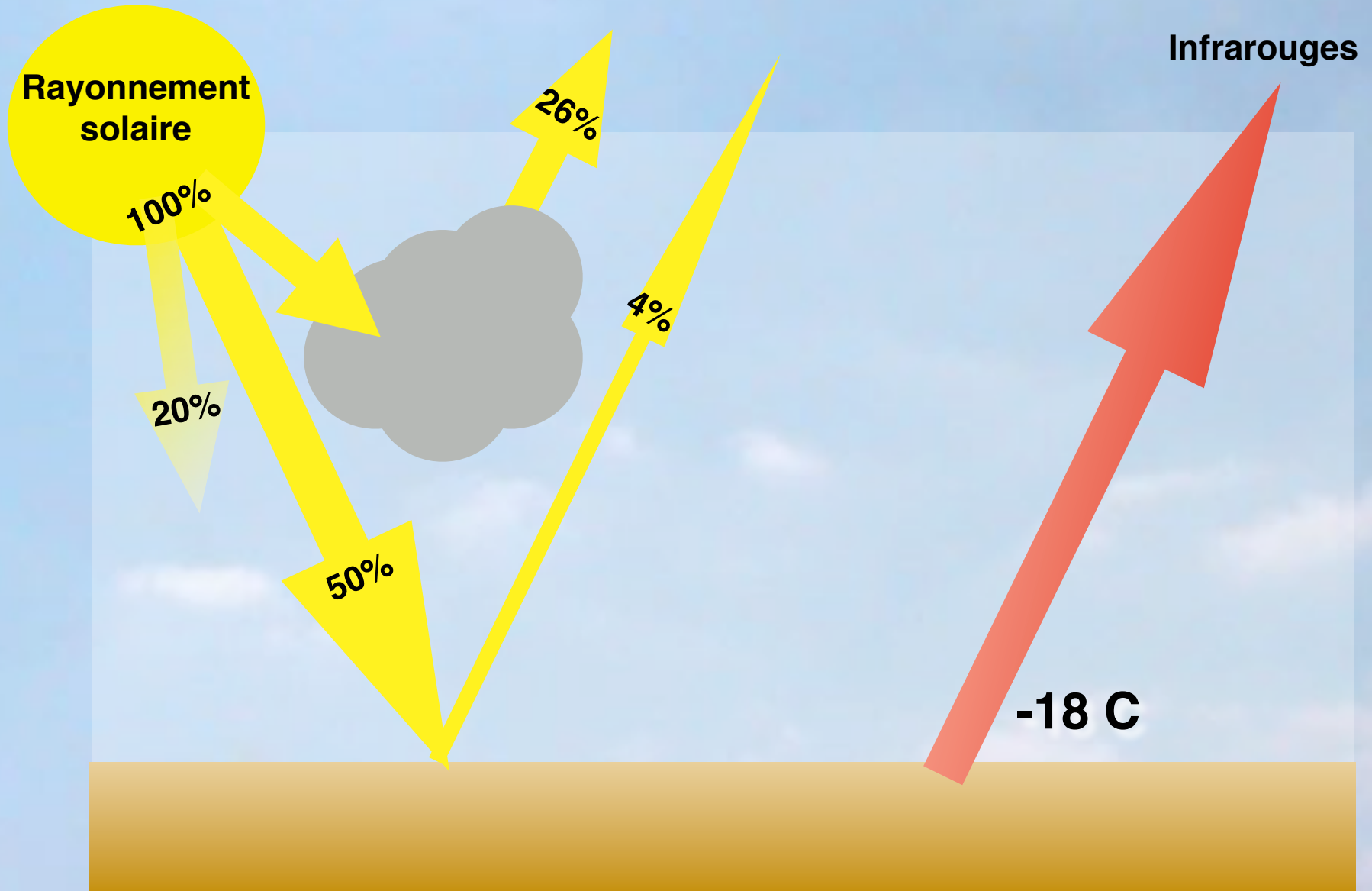
Source: scripps.ucsd.edu/programs/keelingcurve/

Atmospheric concentrations of CO₂

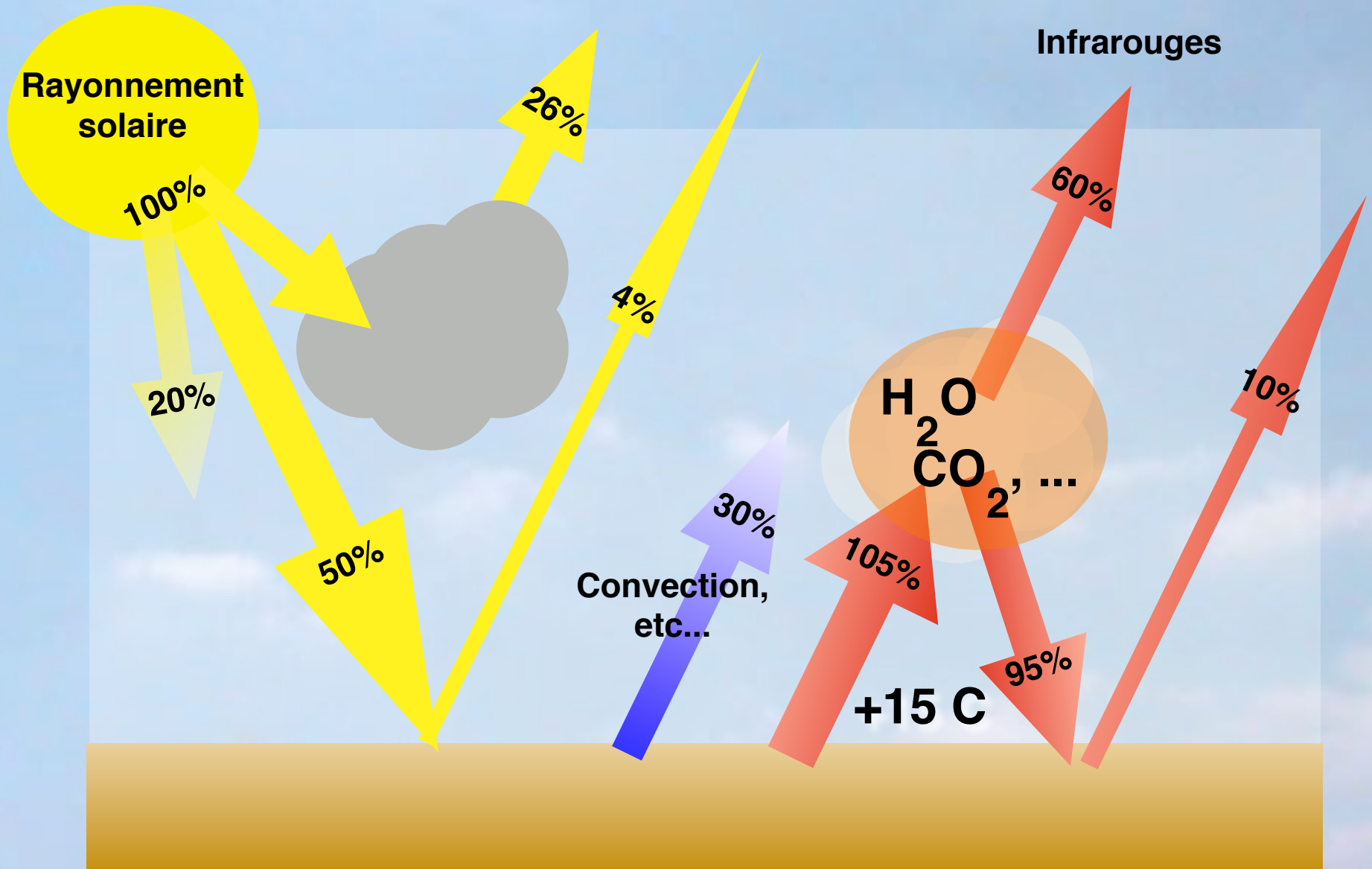


The concentrations of CO₂ have increased to levels unprecedented in at least the last 800,000 years.

Cycle de l'énergie et effet de serre



Cycle de l'énergie et effet de serre



A Progression of Understanding: Greater and Greater Certainty in Attribution

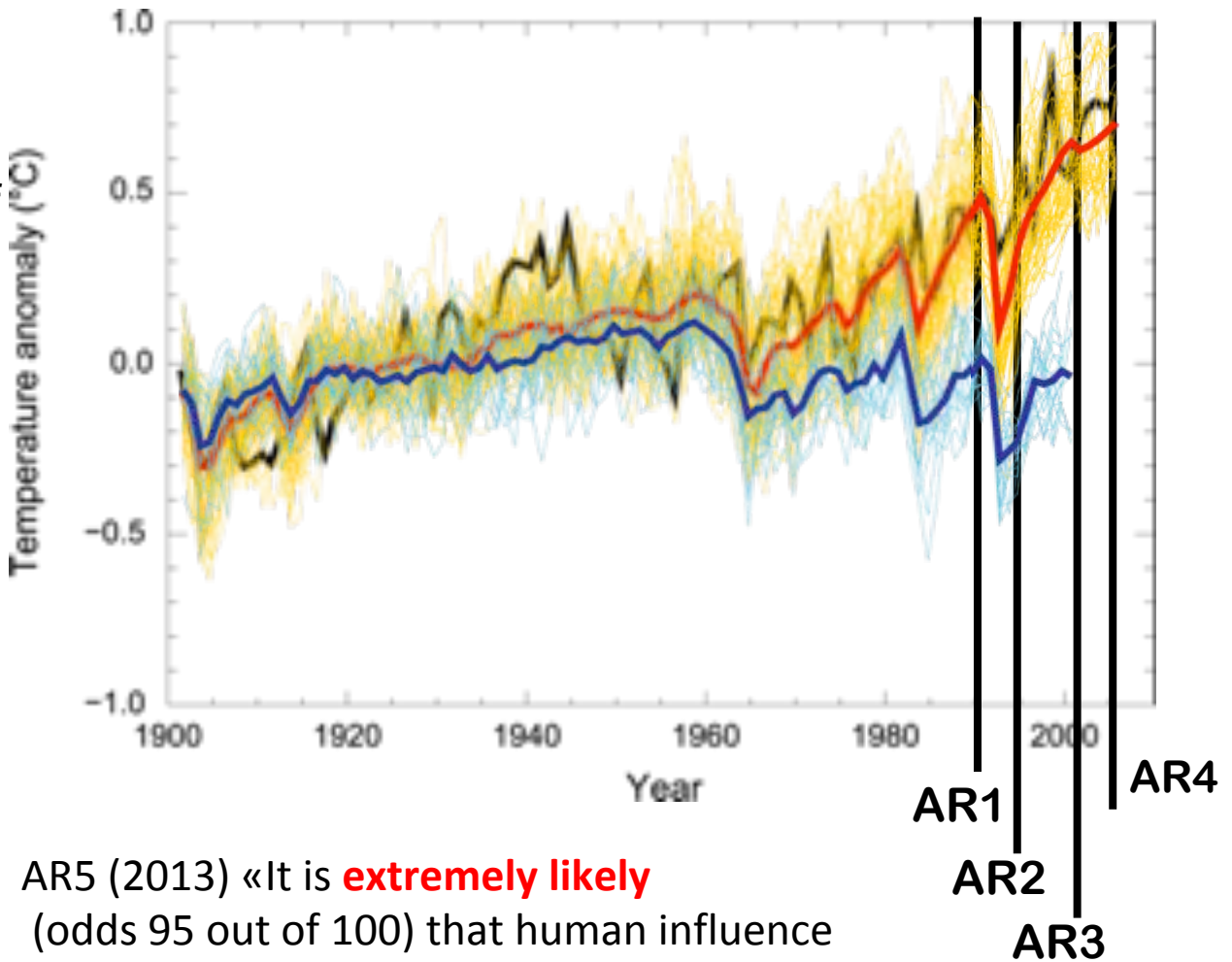
AR1 (1990):

“unequivocal detection not likely for a decade”

AR2 (1995): “balance of evidence suggests **discernible** human influence”

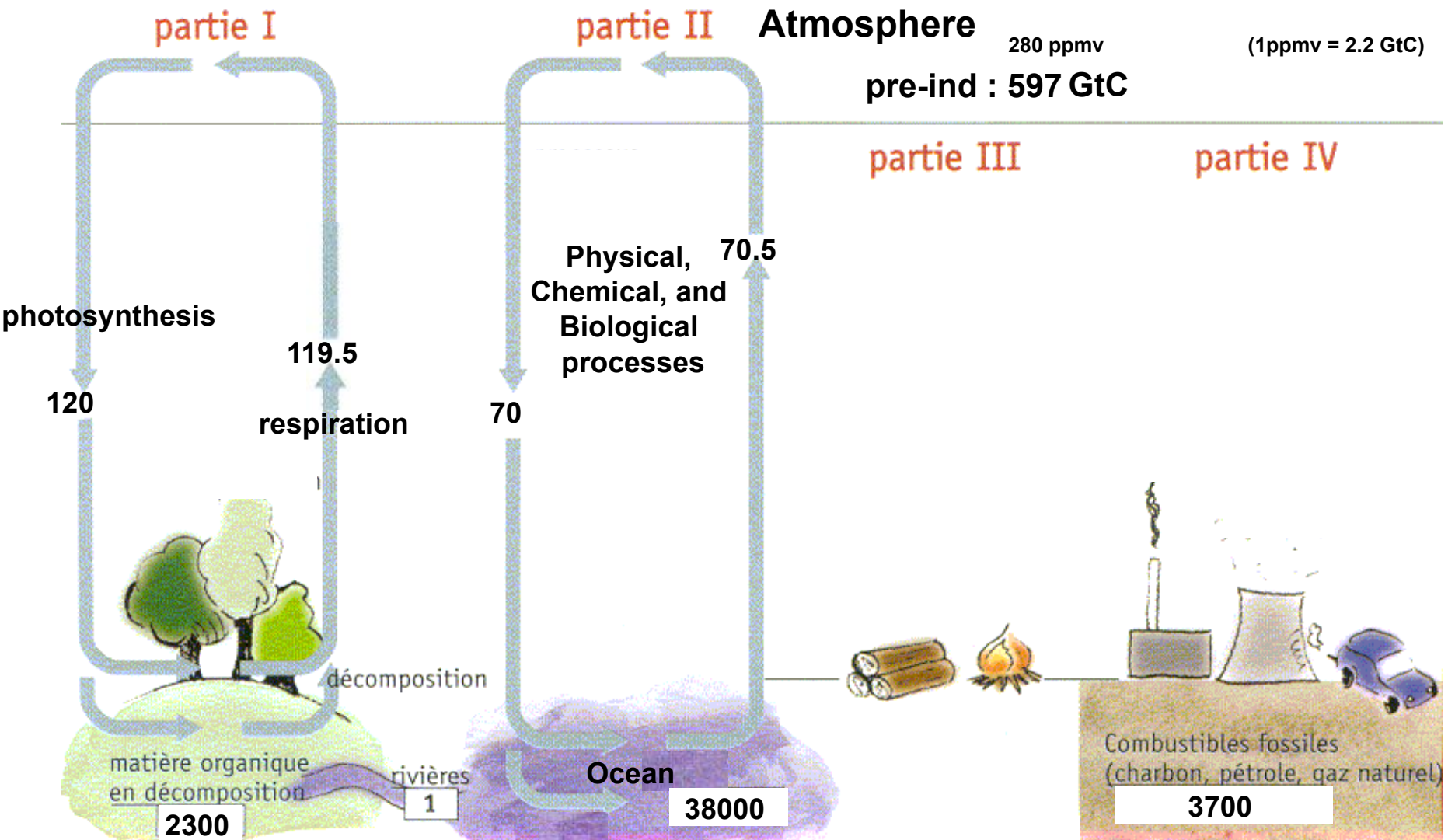
AR3 (2001): “most of the warming of the past 50 years is **likely** (odds 2 out of 3) due to human activities”

AR4 (2007): “most of the warming is **very likely** (odds 9 out of 10) due to greenhouse gases”



AR5 (2013) «It is **extremely likely** (odds 95 out of 100) that human influence has been the dominant cause... »

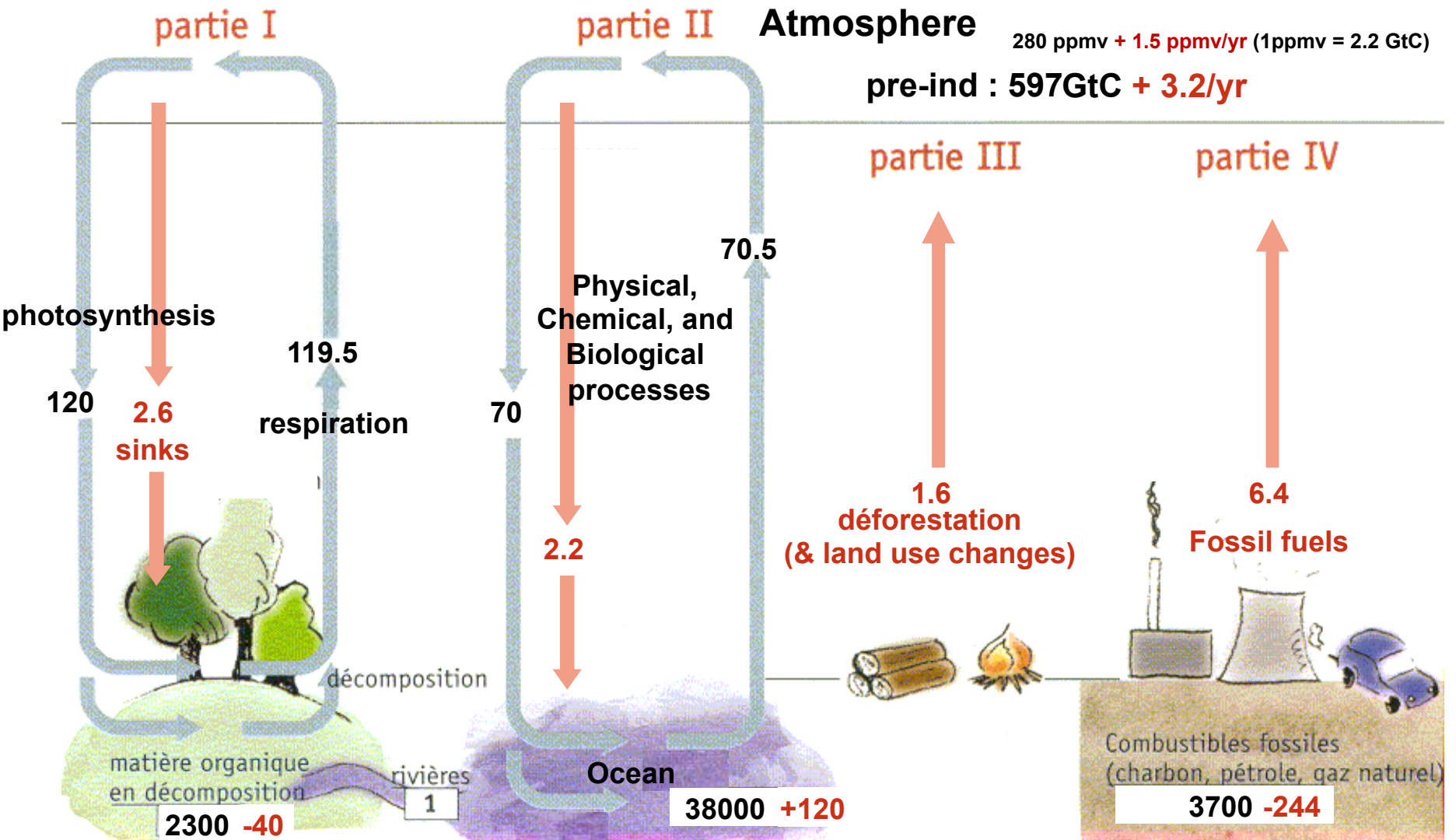
Carbon cycle: unperturbed fluxes



Units: GtC (billions tons of carbon) or GtC/year (multiply by 3.7 to get GtCO₂)

Carbon cycle: perturbed by human activities

(numbers for the decade 1990-1999s, based on IPCC AR4)



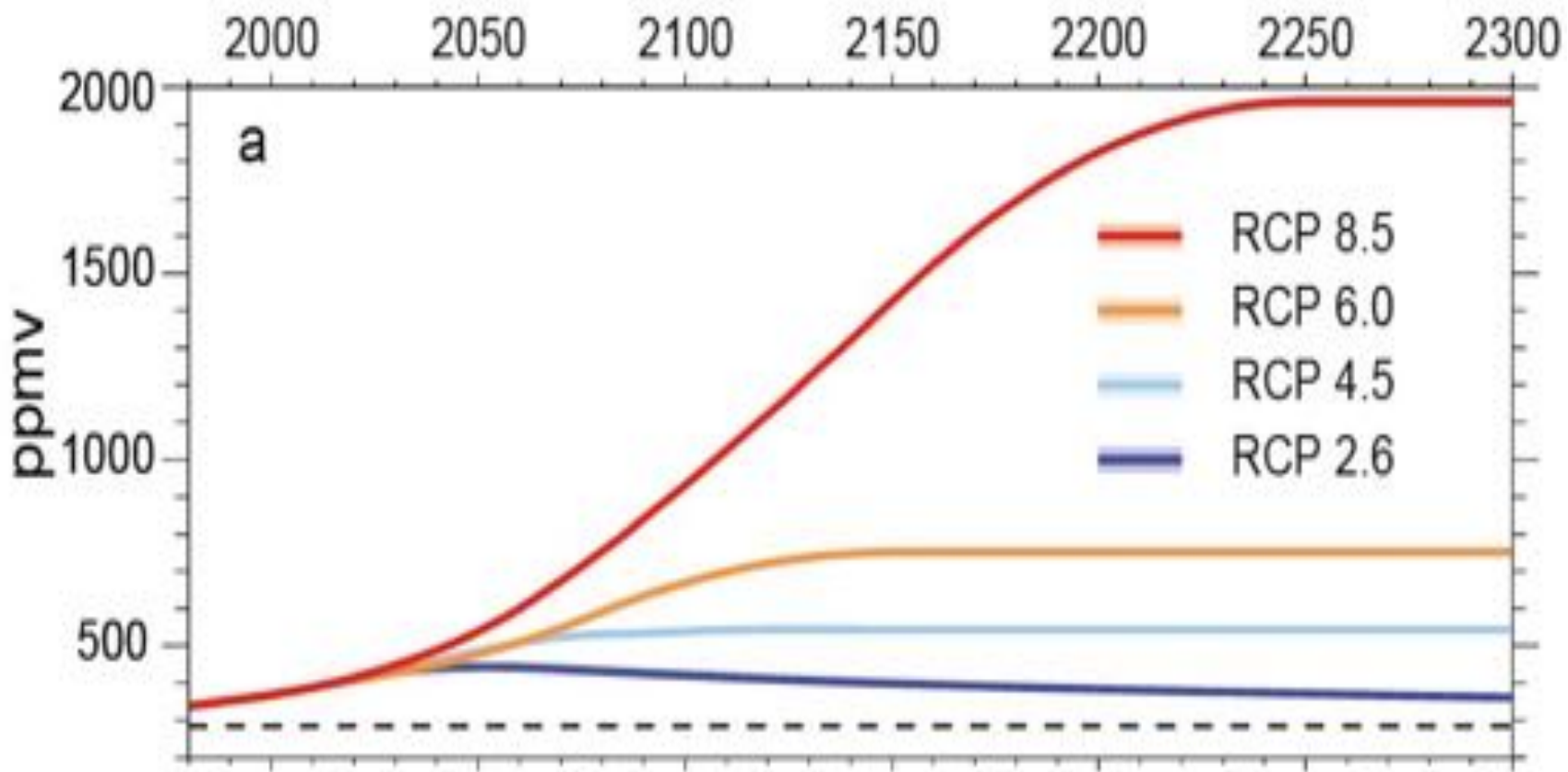
Units: GtC (billions tons of carbon) or GtC/year

Stocks!

The carbon cycle is policy-relevant

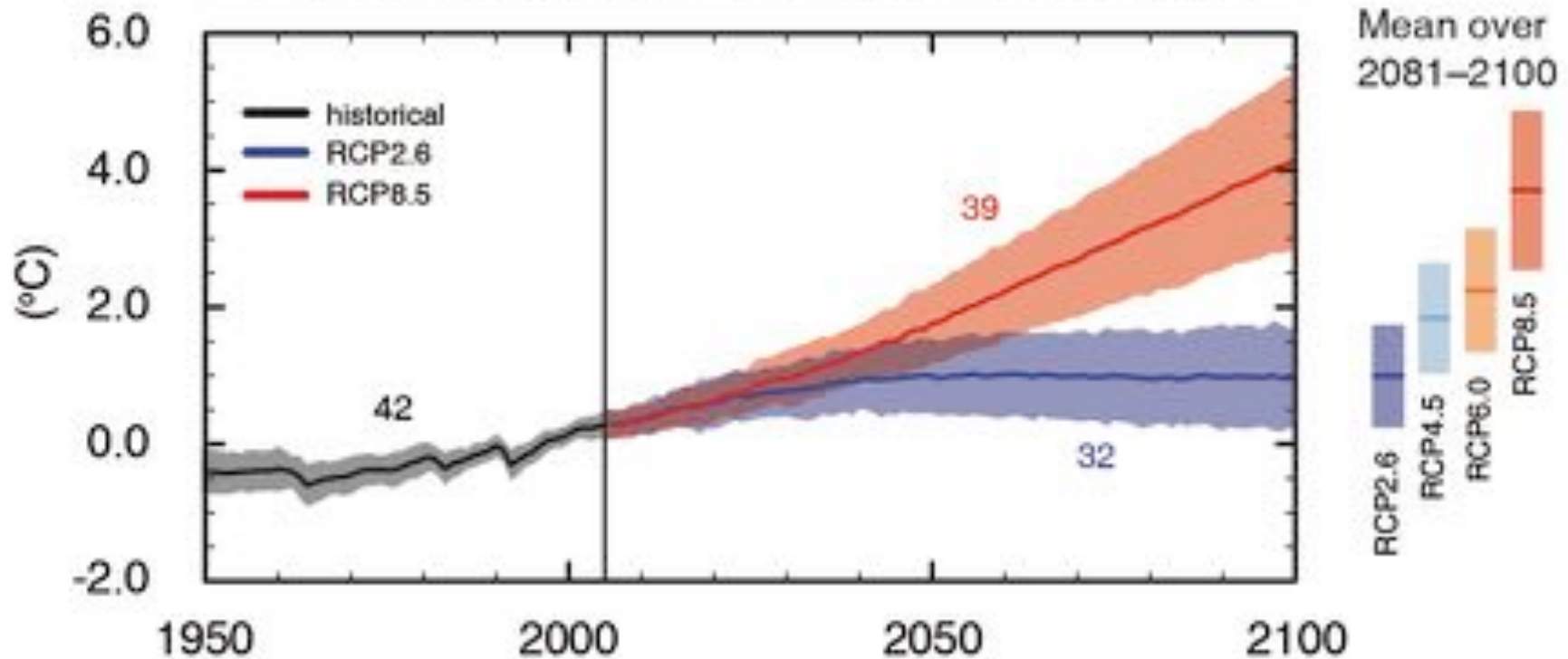
- CO₂ accumulates in the atmosphere as long as human emissions are larger than the natural absorption capacity**
- Historical emissions from developed countries therefore matter for a long time**
- As warming is function of cumulated emissions, the carbon « space » is narrowing fast (to stay under 1.5 or 2°C warming)**

RCP Scenarios: Atmospheric CO₂ concentration



Three stabilisation scenarios: RCP 2.6 to 6
One Business-as-usual scenario: RCP 8.5

Global average surface temperature change



(IPCC 2013, Fig. SPM.7a)

Only the lowest (RCP2.6) scenario maintains the global surface temperature increase above the pre-industrial level to less than 2°C with at least 66% probability

18-20000 years ago (Last Glacial Maximum)

With permission from Dr. S. Joussaume, in « Climat d'hier à demain », CNRS éditions.

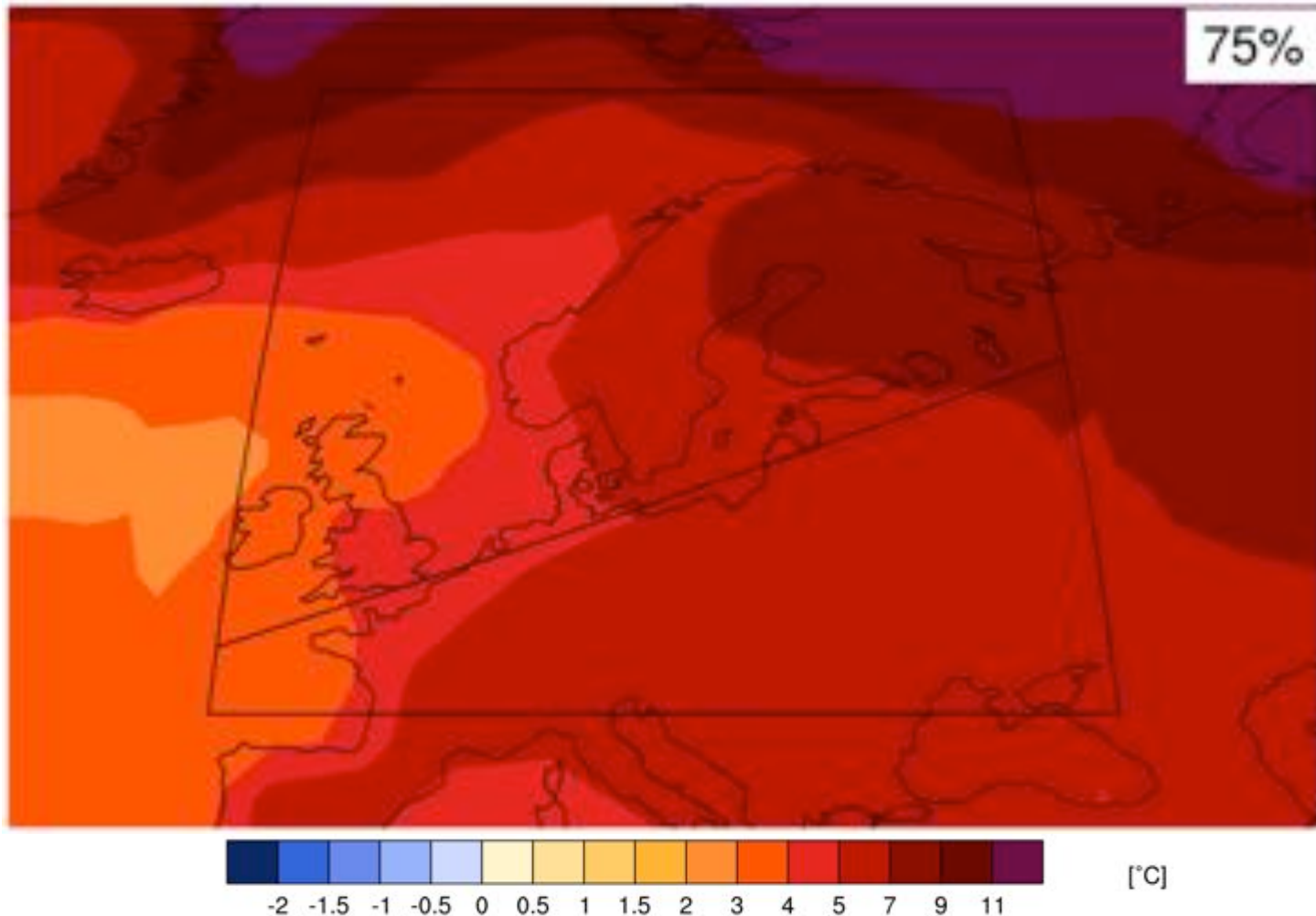


Today, with +4-5°C globally

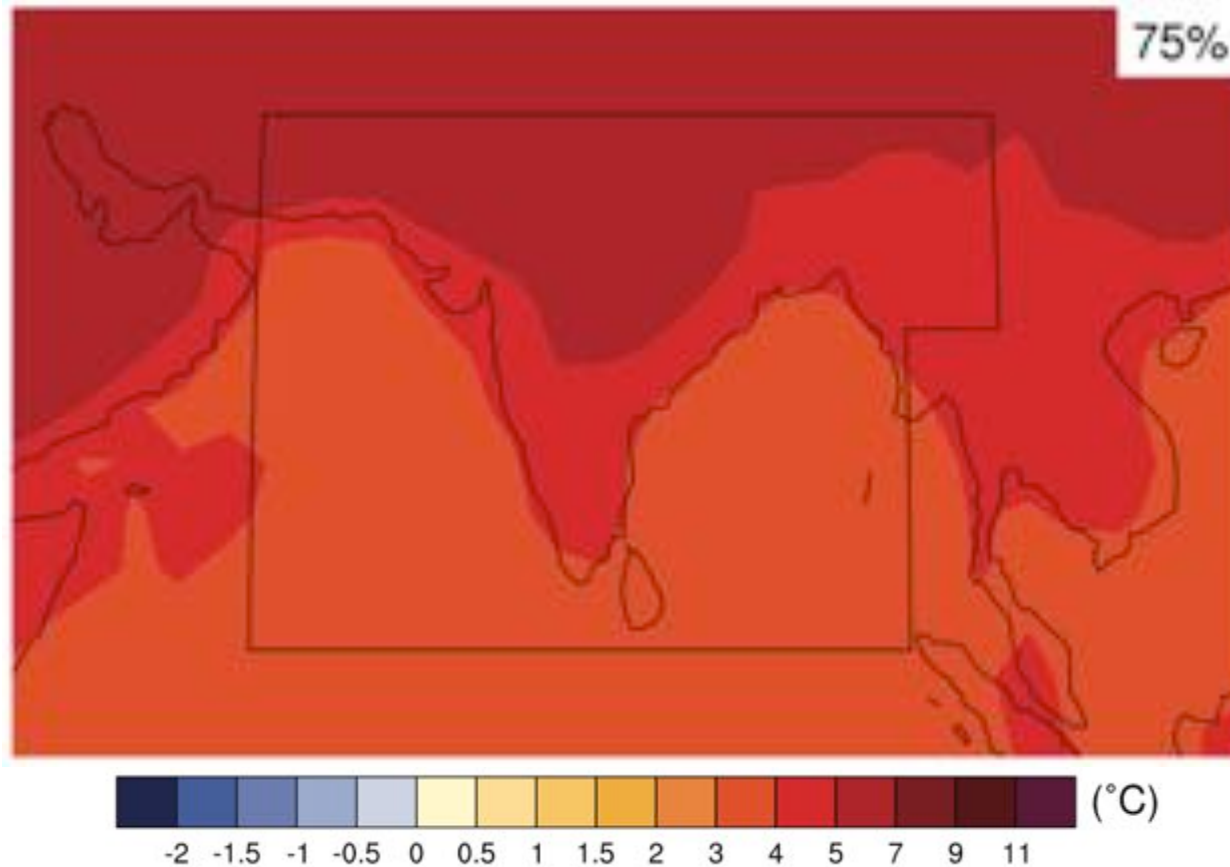
With permission from Dr. S. Joussaume, in « Climat d'hier à demain », CNRS éditions.



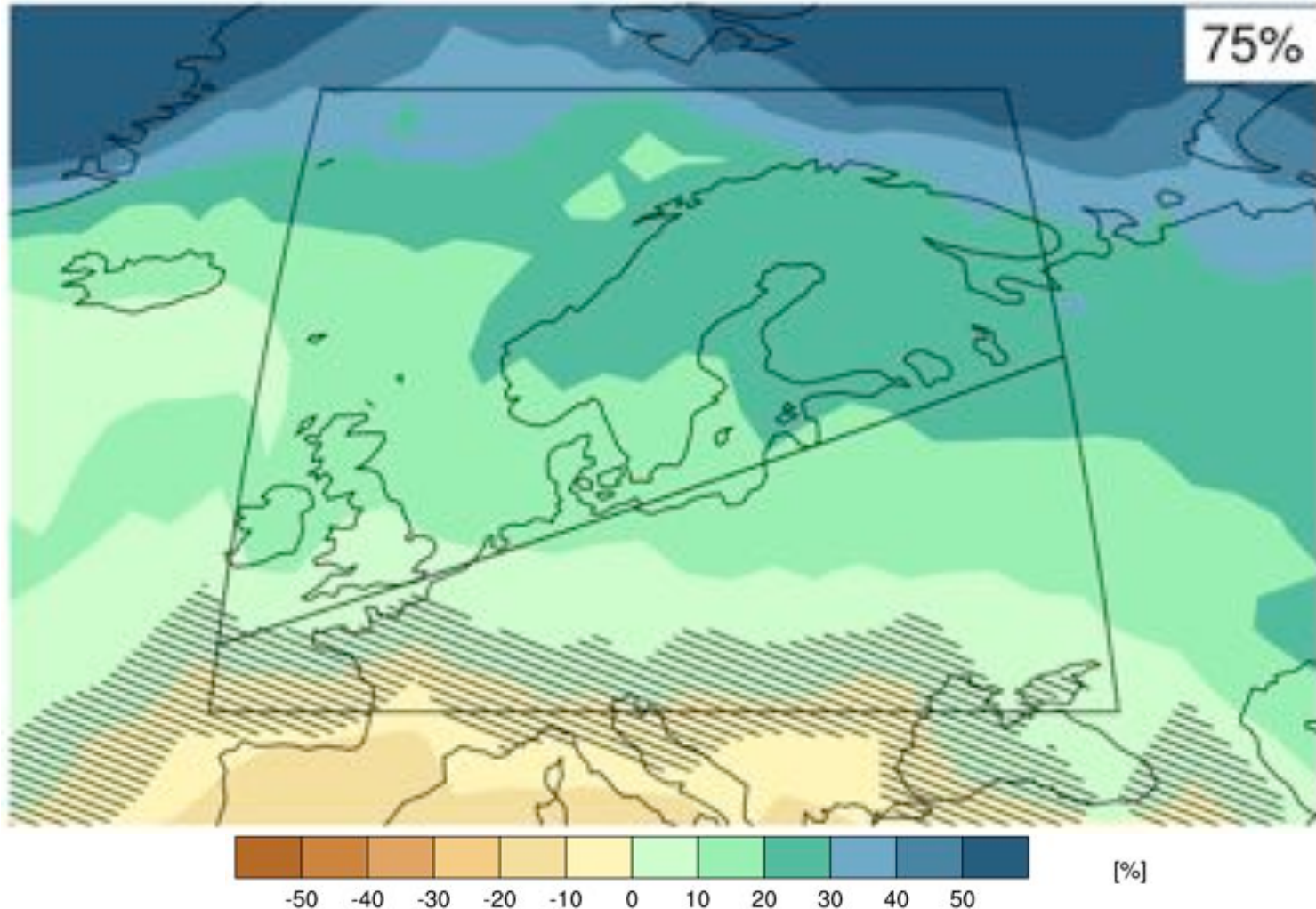
North Europe - Map of temperature changes: 2081–2100 with respect to 1986–2005 in the RCP8.5 scenario (annual)



Maps of temperature changes in 2081–2100 with respect to 1986–2005 in the RCP8.5 scenario



North Europe - Map of precipitation changes in 2081–2100 with respect to 1986–2005 in the RCP8.5 scenario (annual)



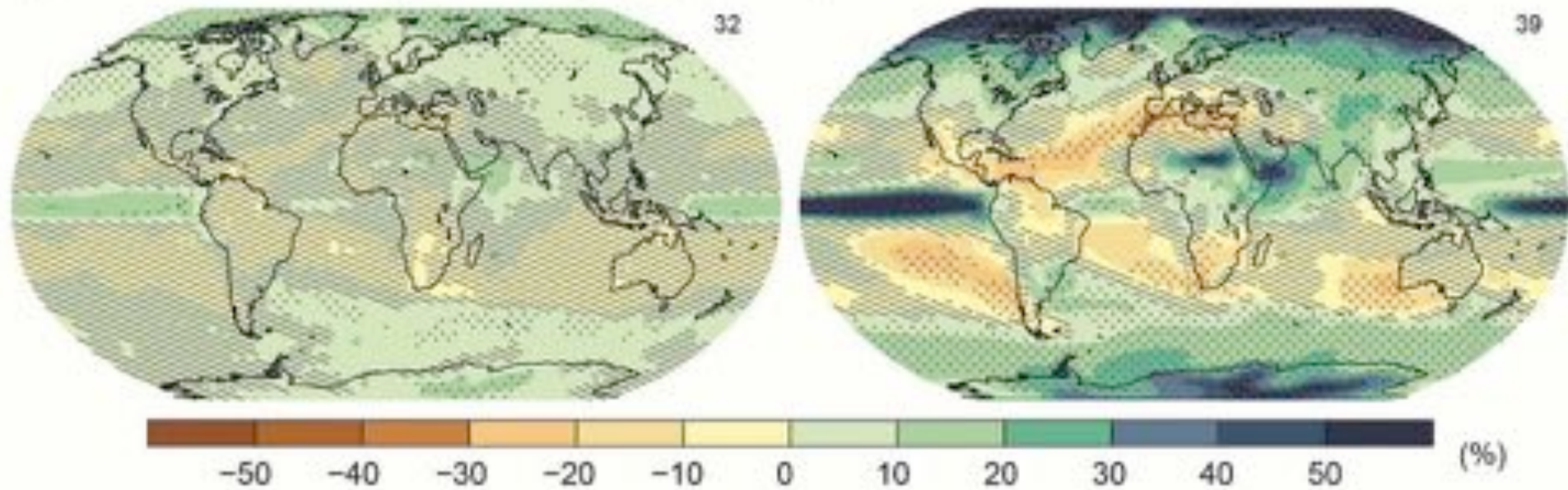
Annual rainfall projections

RCP2.6

RCP8.5

(b)

Change in average precipitation (1986–2005 to 2081–2100)




DJF seasonal changes in heavy precipitation (%), 2071-2100 compared to 1971-2000

RCM4.5

RCM6.5



Seasonal changes in heavy
precipitation in percent



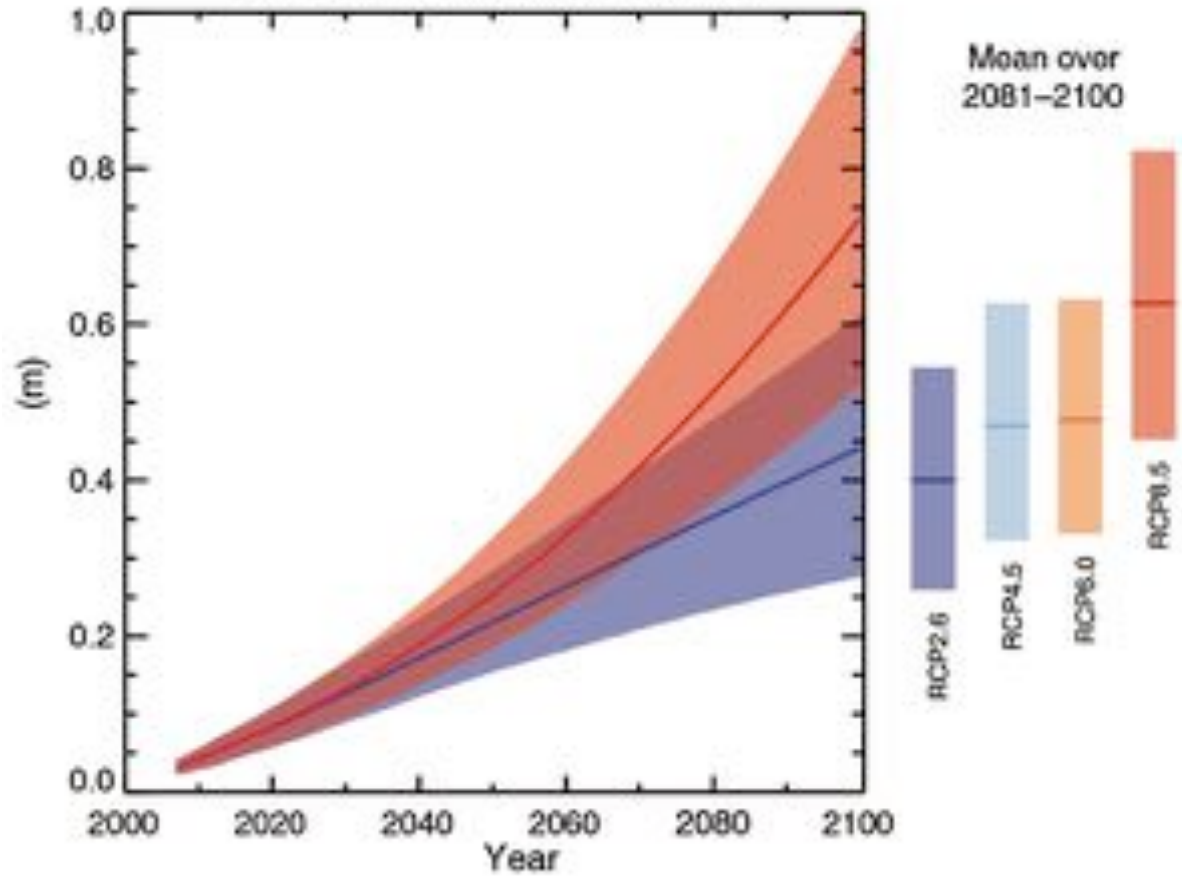
//// Significant change

\\\\ Robust change

National Assessments

In Kenya, a study by the Stockholm Environment Institute (SEI) estimated the economics of climate change under a range of scenarios and estimated that, **by 2050, more than 300,000 people could be flooded per year under a high-emissions scenario.**

Global mean sea level rise (Ref: 1986-2005)



(IPCC 2013, Fig. SPM.9)

Sea level due to continue to increase

Effets sur le Delta du Nil, où vivent plus de 10 millions de personnes à moins d'1 m d'altitude



(Time 2001)

On the frontline: The Maldives



In front of Environment Ministry, Maldives, Aug. 2015




In front of Ministry of Foreign Affairs, Maldives, Aug. 2015



د افغانستان ښارگانو د حقوقو د ساتنې وزارت

MINISTRY OF FOREIGN AFFAIRS



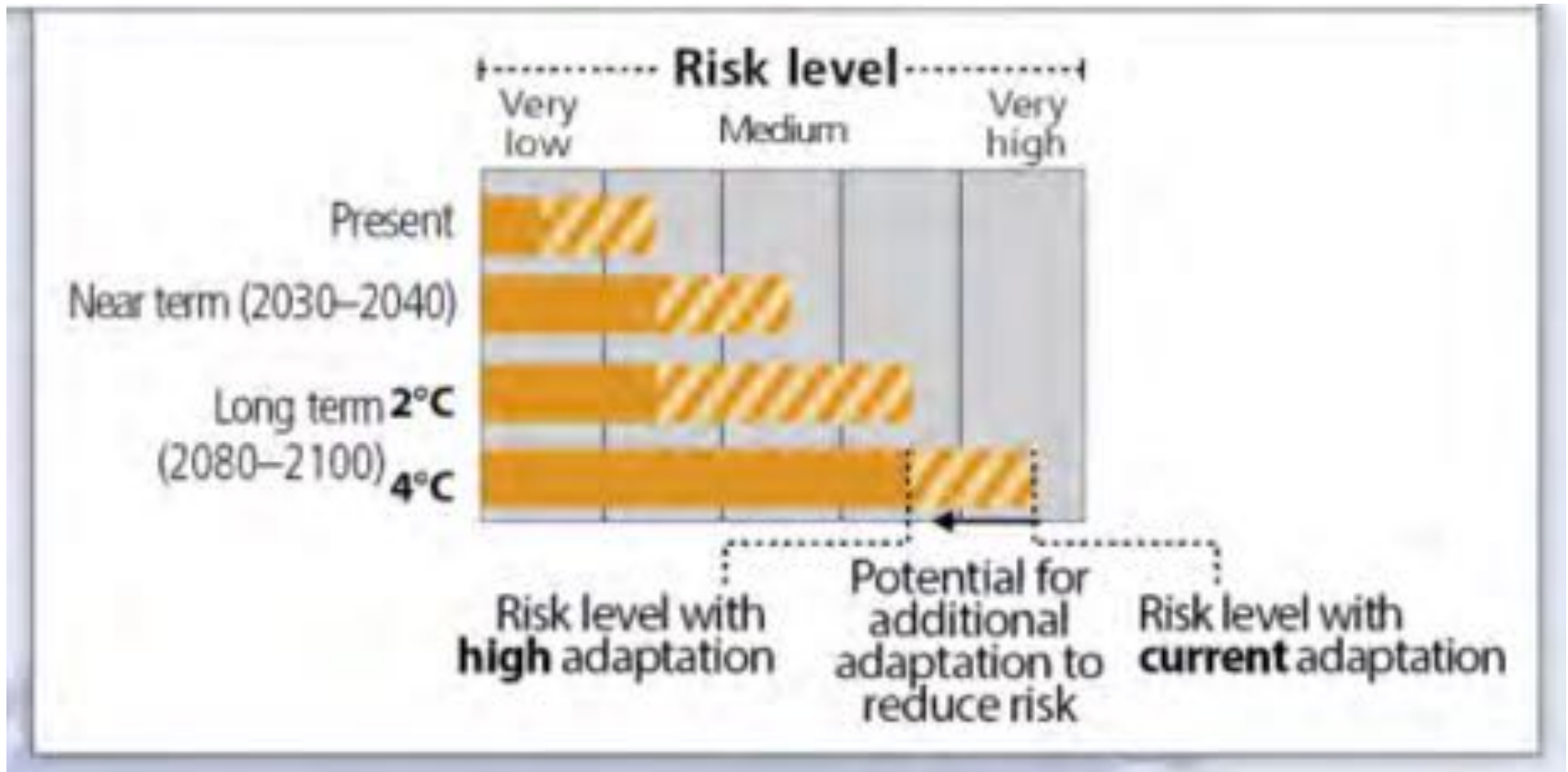


VULNERABILITY AND EXPOSURE

IN THE ENTIRE WORLD

Regional key risks and potential for risk reduction through adaptation

Representative key risks for each region for



Regional key risks and risk reduction through adaptation: Africa

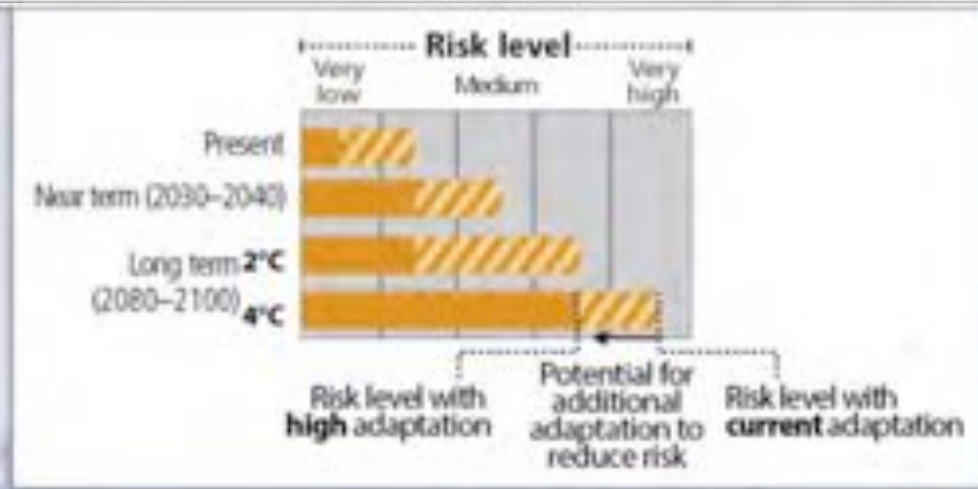
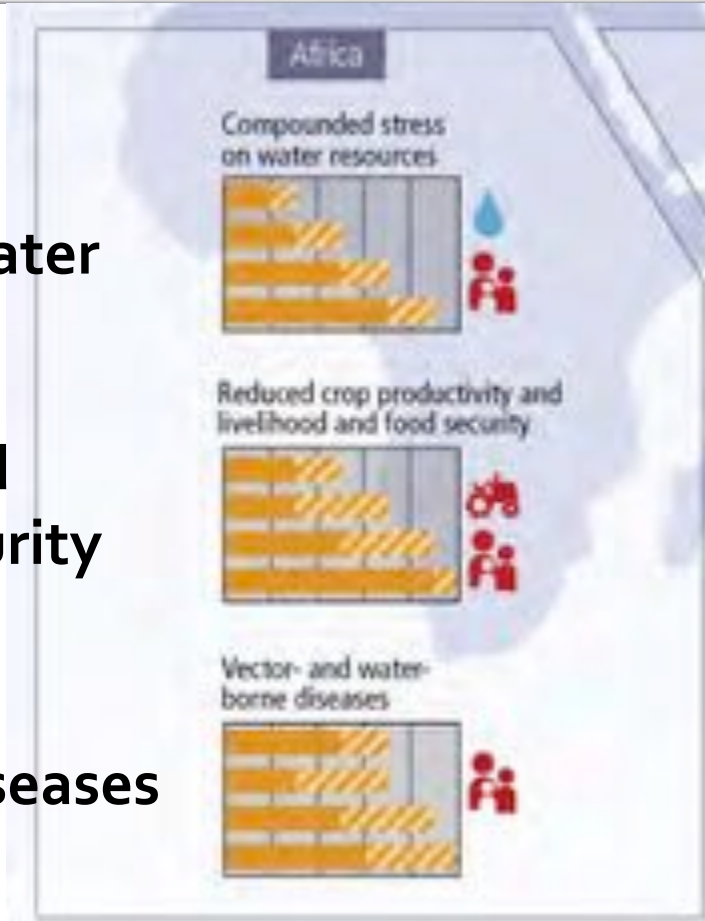
Representative key risks for each region for



Water

Food security

Diseases



Selected key risks and potential for adaptation for Africa the present day to the long term









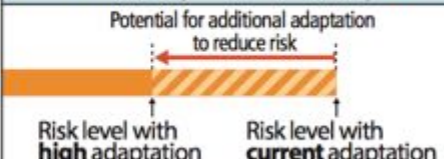






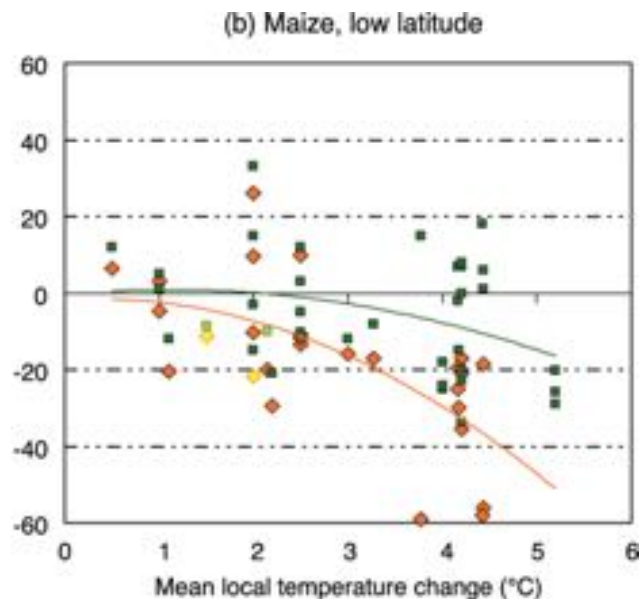
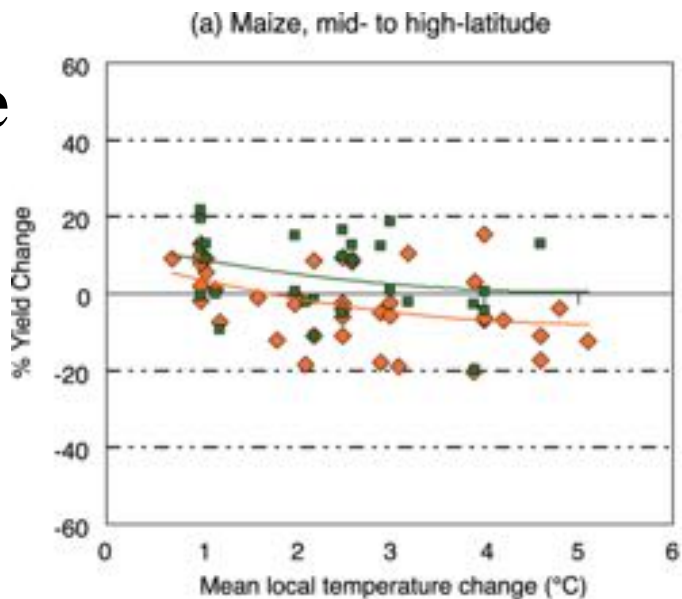
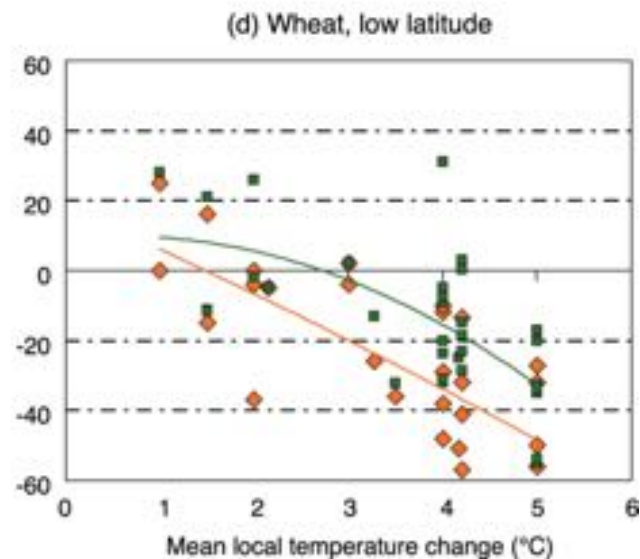
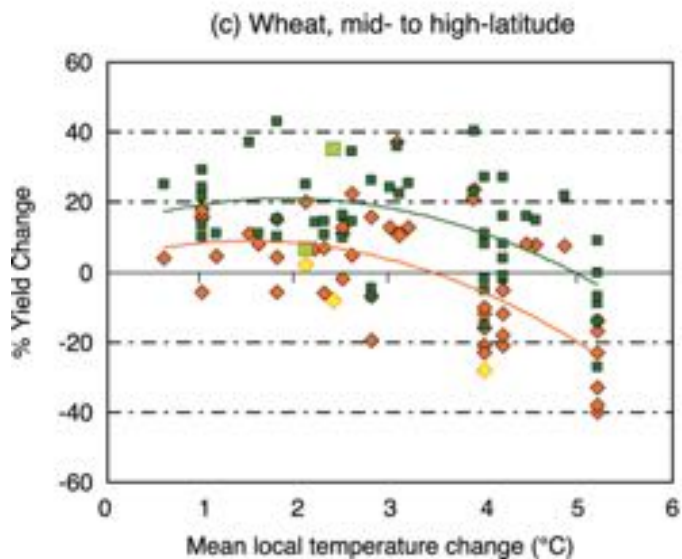
| Climate-related drivers of impacts | | | | | | | | Level of risk & potential for adaptation | |
|--|--|---|--|---|---|--|--|--|--|
|  Warming trend |  Extreme temperature |  Drying trend |  Extreme precipitation |  Damaging cyclone |  Sea level |  Ocean acidification |  Sea surface temperature | Potential for additional adaptation to reduce risk  Risk level with high adaptation Risk level with current adaptation | |
| Key risk | Adaptation issues & prospects | | | Climatic drivers | Timeframe | Risk & potential for adaptation | | | |
| Compounded stress on water resources facing significant strain from overexploitation and degradation at present and increased demand in the future, with drought stress exacerbated in drought-prone regions of Africa (high confidence) [22.3-4] | <ul style="list-style-type: none"> Reducing non-climate stressors on water resources Strengthening institutional capacities for demand management, groundwater assessment, integrated water-wastewater planning, and integrated land and water governance Sustainable urban development | | |  | Present Near-term (2030-2040) Long-term (2080-2100) 2°C 4°C |  | | | |
| Reduced crop productivity associated with heat and drought stress, with strong adverse effects on regional, national, and household livelihood and food security, also given increased pest and disease damage and flood impacts on food system infrastructure (high confidence) [22.3-4] | <ul style="list-style-type: none"> Technological adaptation responses (e.g., stress-tolerant crop varieties, irrigation, enhanced observation systems) Enhancing smallholder access to credit and other critical production resources; Diversifying livelihoods Strengthening institutions at local, national, and regional levels to support agriculture (including early warning systems) and gender-oriented policy Agronomic adaptation responses (e.g., agroforestry, conservation agriculture) | | |  | Present Near-term (2030-2040) Long-term (2080-2100) 2°C 4°C |  | | | |
| Changes in the incidence and geographic range of vector- and water-borne diseases due to changes in the mean and variability of temperature and precipitation, particularly along the edges of their distribution (medium confidence) [22.3] | <ul style="list-style-type: none"> Achieving development goals, particularly improved access to safe water and improved sanitation, and enhancement of public health functions such as surveillance Vulnerability mapping and early warning systems Coordination across sectors Sustainable urban development | | |  | Present Near-term (2030-2040) Long-term (2080-2100) 2°C 4°C |  | | | |

Figure TS.7. Sensitivity of cereal yield to climate change

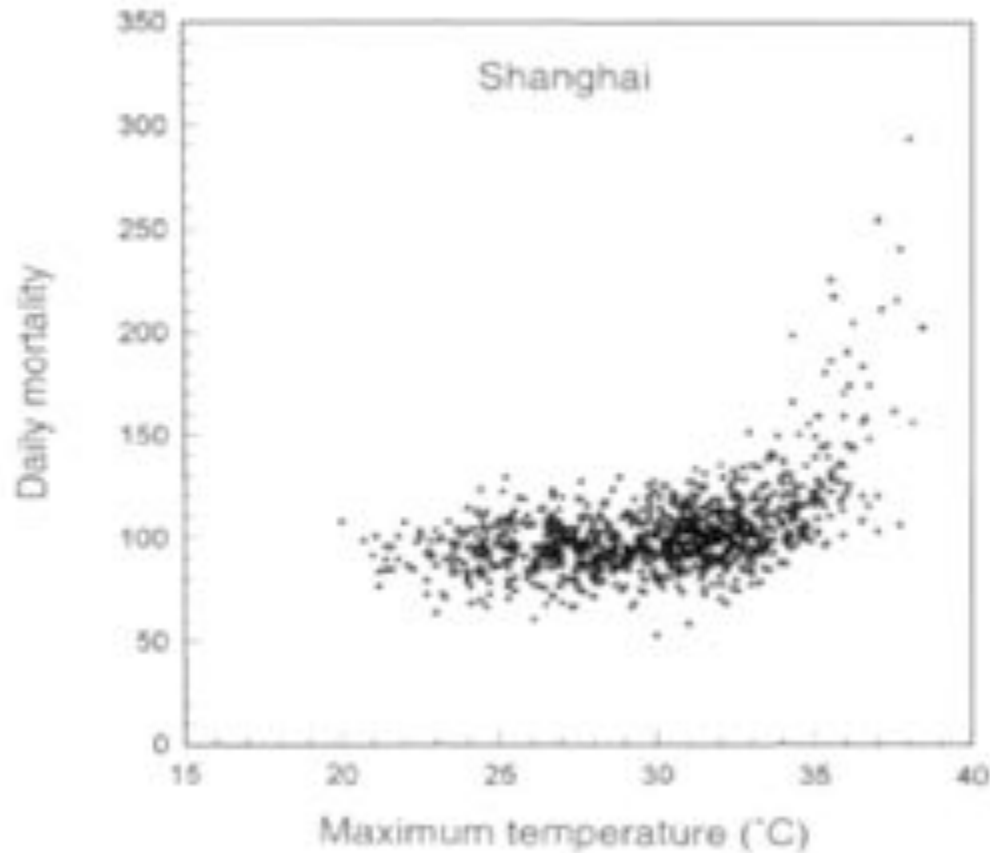
Maize



Wheat



Relationship between maximum temperature and mortality in Shanghai, China, 1980-89

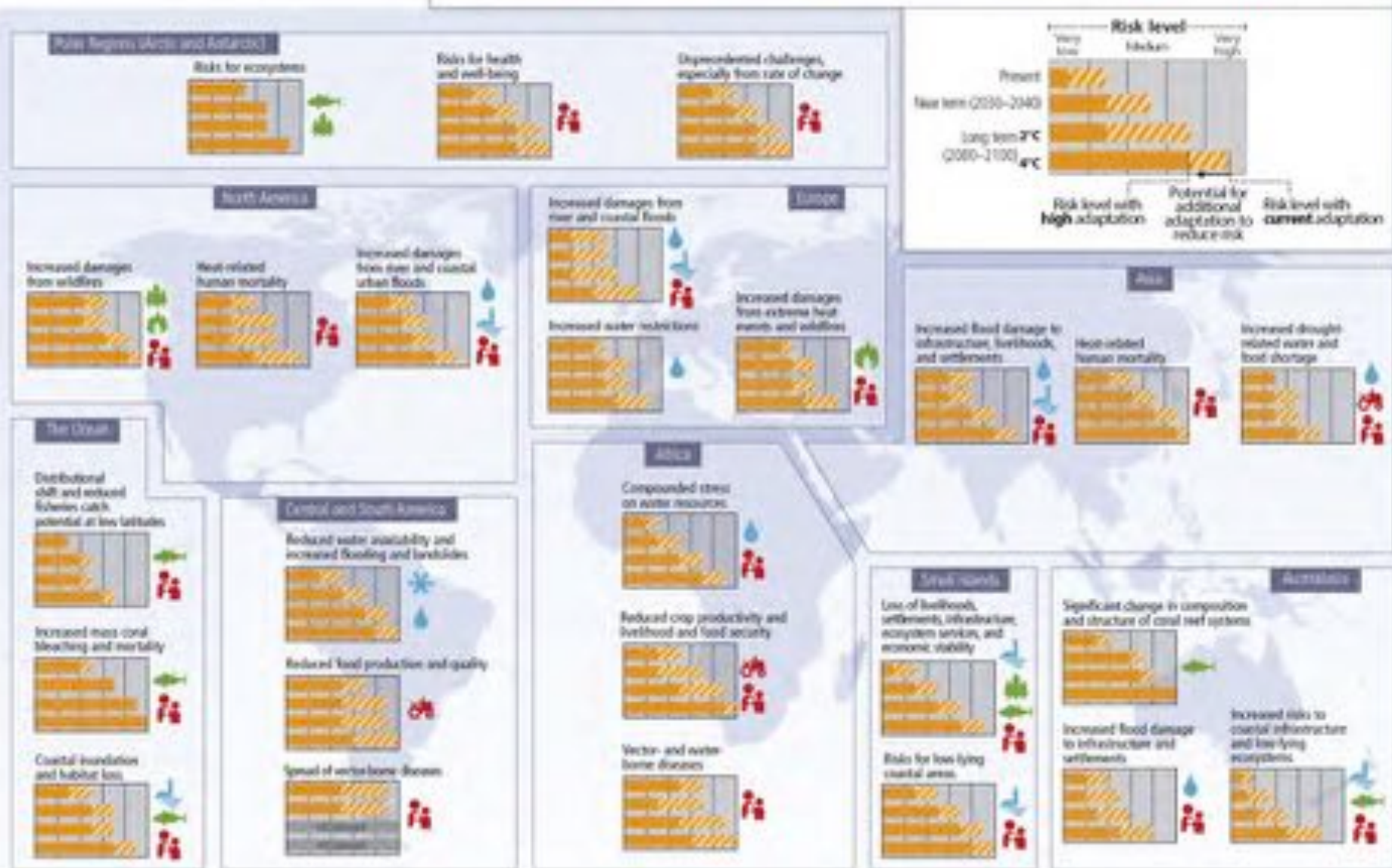


Référence : CLIMATE CHANGE AND HUMAN HEALTH, 1996

Jean-Pascal van Ypersele
(vanyp@climate.be)

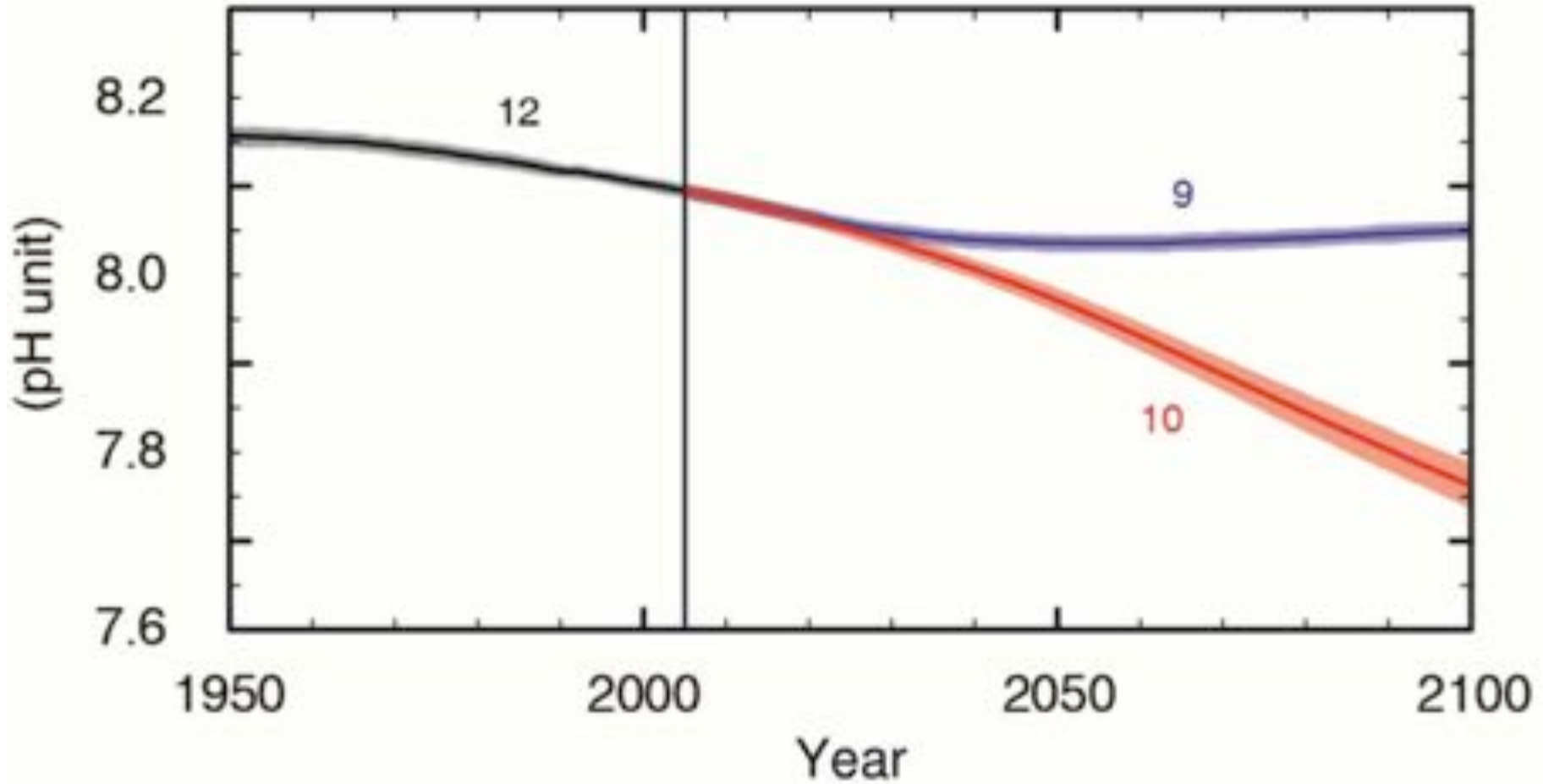
Regional key risks and potential for risk reduction

Representative key risks for each region for



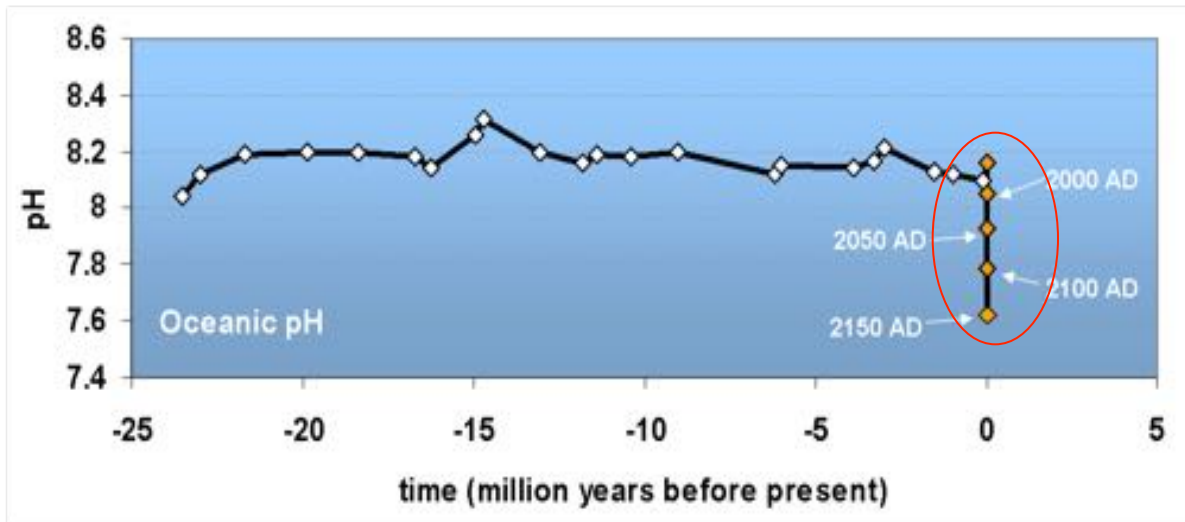
Global ocean surface pH (projections)

Ocean Acidification, for RCP 8.5 (orange) & RCP2.6 (blue)



Oceans are Acidifying Fast

Changes in pH over the last 25 million years



“Today is a rare event in the history of the World”

- It is happening now, at a **speed and to a level** not experienced by marine organisms for about 60 million years
- Mass extinctions linked to previous ocean acidification events
- Takes 10,000' s of years to recover

Turley et al. 2006

Slide courtesy of Carol Turley, PML

Impacts are already underway

- **Tropics to the poles**
- **On all continents and in the ocean**
- **Affecting rich and poor countries (but the poor are more vulnerable everywhere)**



AR5 WGII SPM

Potential Impacts of Climate Change



Food and water shortages



Increased displacement of people



Increased poverty



Coastal flooding

AR5 WGII SPM

Risk = Hazard x Vulnerability x Exposure (Katrina flood victim, New Orleans, 2005)





ADAPTATION IS ALREADY OCCURRING

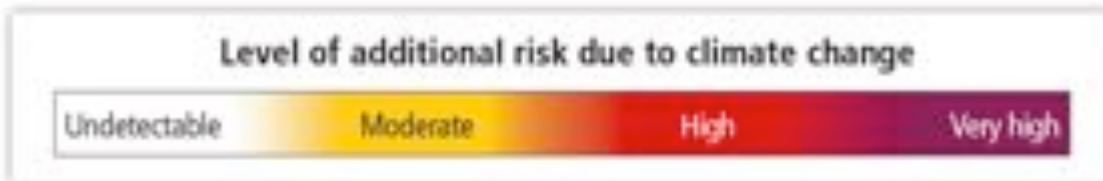
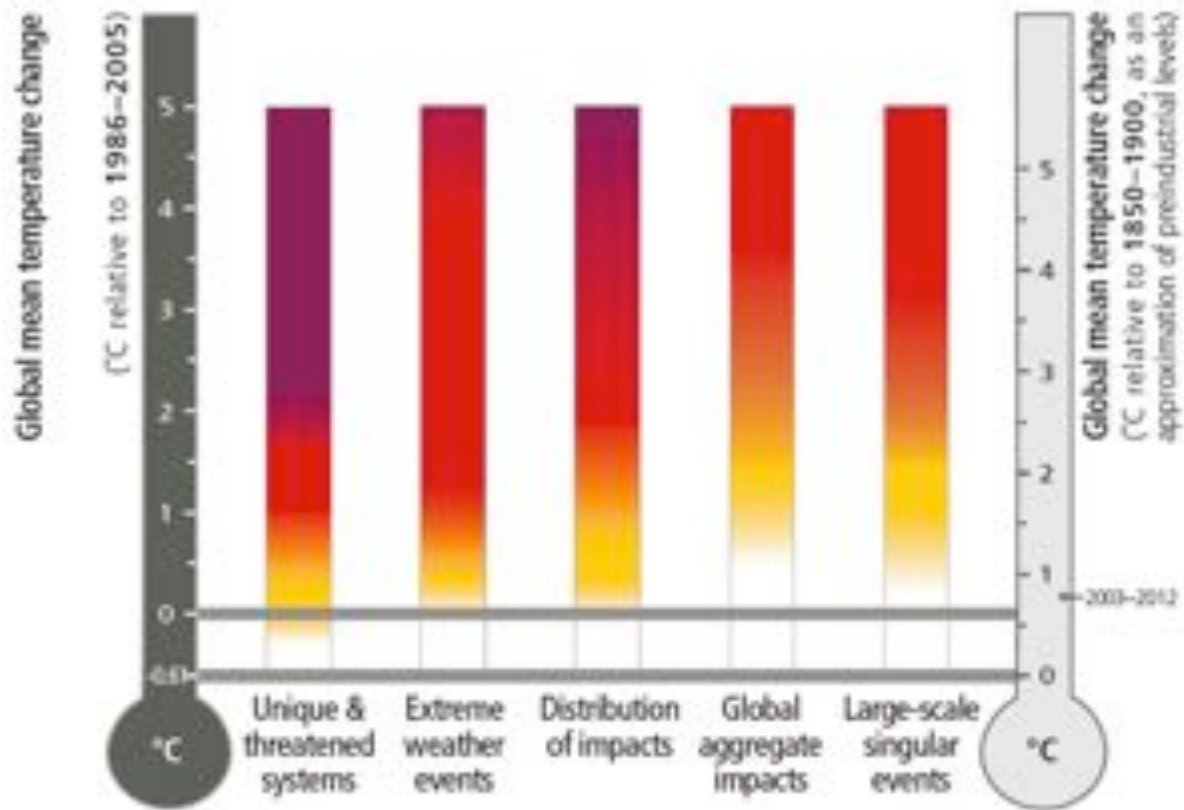
Flood risk adaptation in Bangladesh (example): cyclone shelters, awareness raising, forecasting and warning



photo: Dr Thorsten Klose/German Red Cross (2010), evaluation of the Community Based Disaster Preparedness Programme run by the Red Cross in 1996-2002



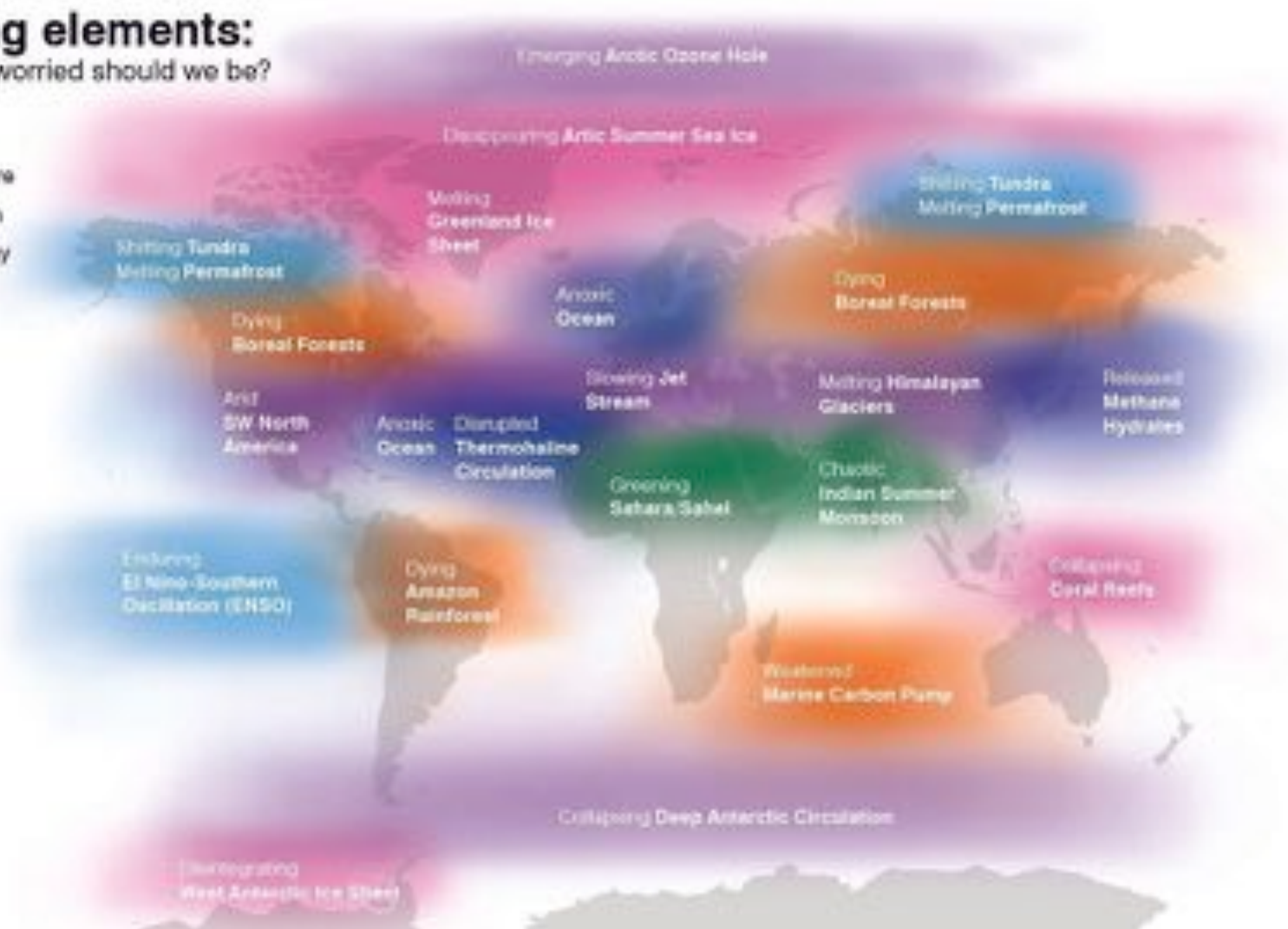
RISKS OF
CLIMATE CHANGE
INCREASE
WITH CONTINUED
HIGH EMISSIONS

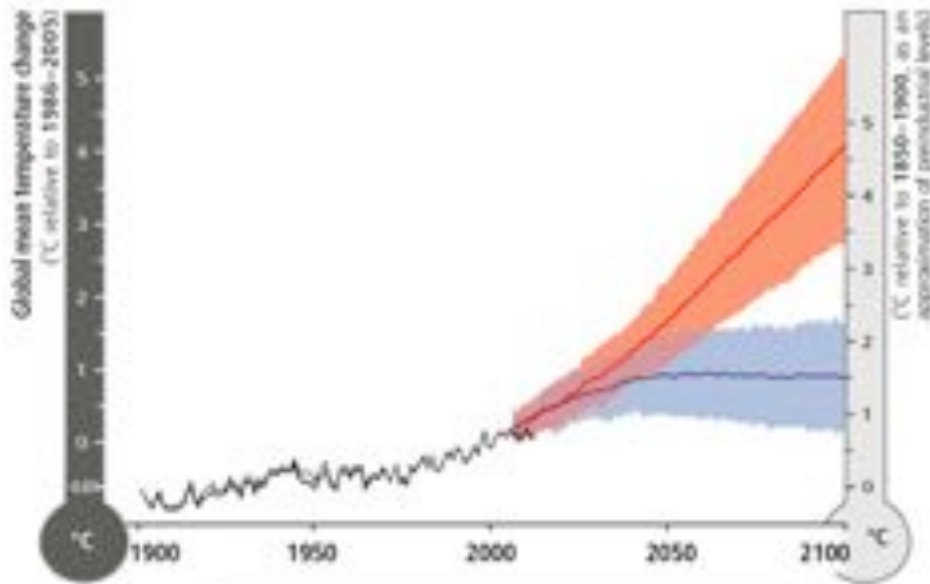


Climate tipping elements:

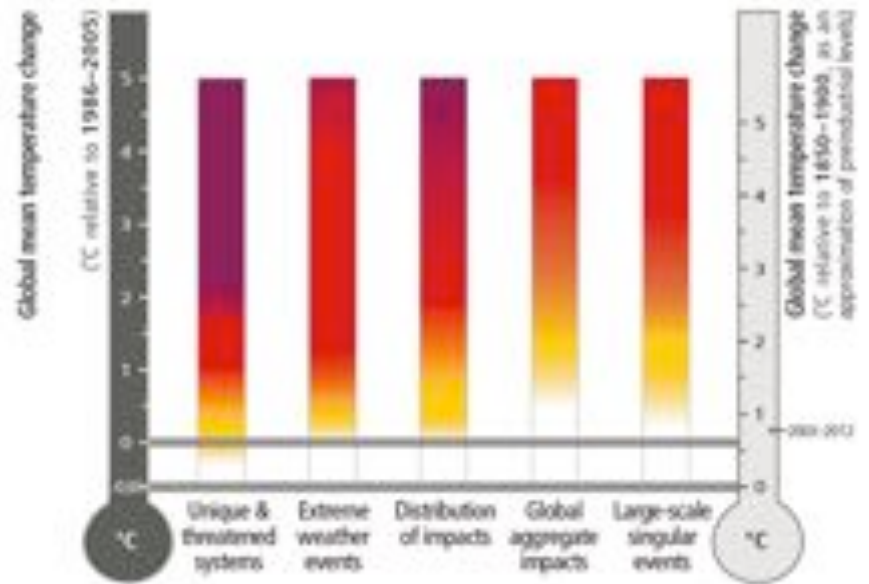
What are they and how worried should we be?

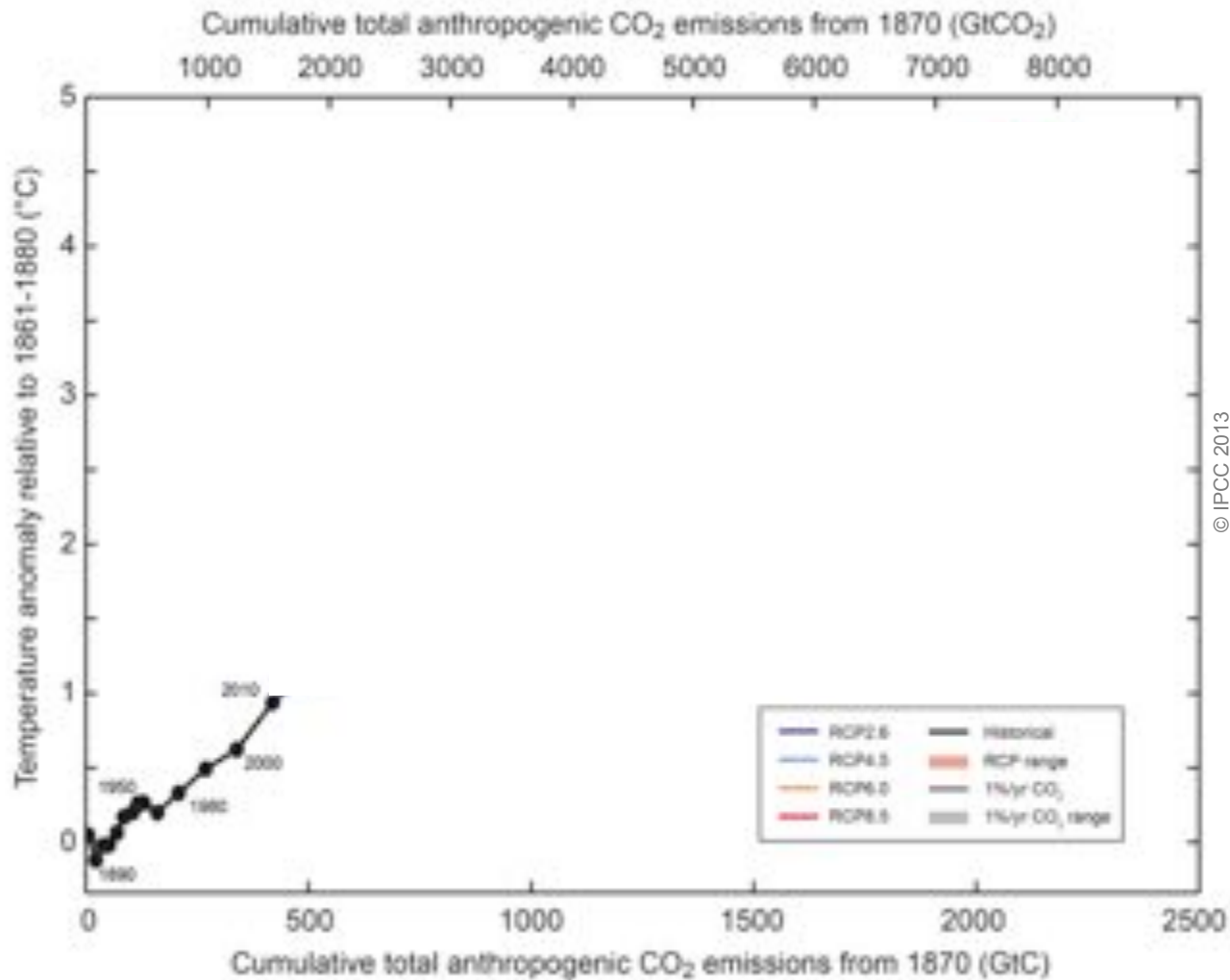
- Most immediate threats
- Threshold in distant future
- Disastrous, yet uncertain
- Competing factors at play
- More research needed
- Gradual changes





- Observed
- RCP8.5 (a high-emission scenario)
- Overlap
- RCP2.6 (a low-emission mitigation scenario)

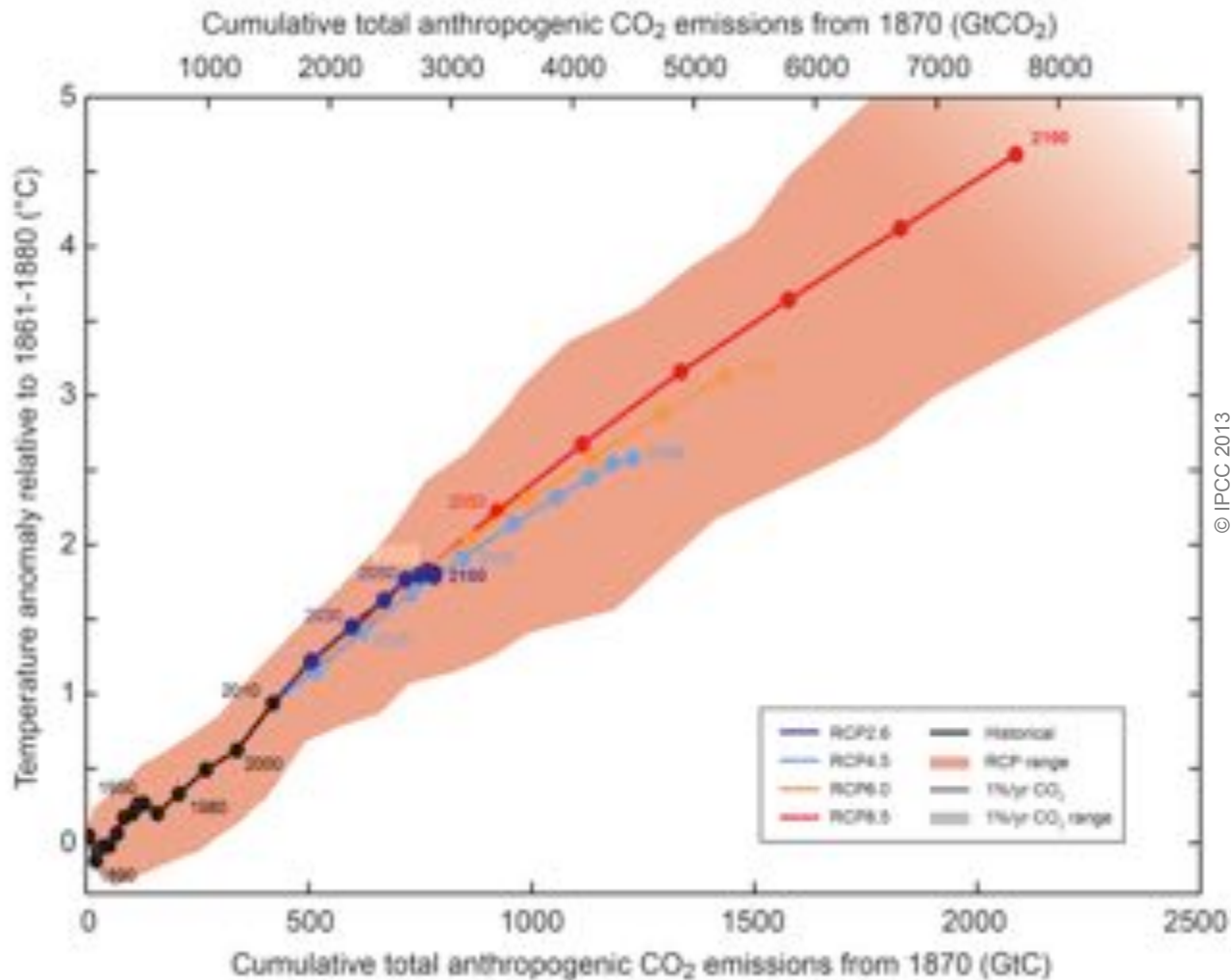




© IPCC 2013

Fig. SPM.10

Cumulative emissions of CO₂ largely determine global mean surface warming by the late 21st century and beyond.



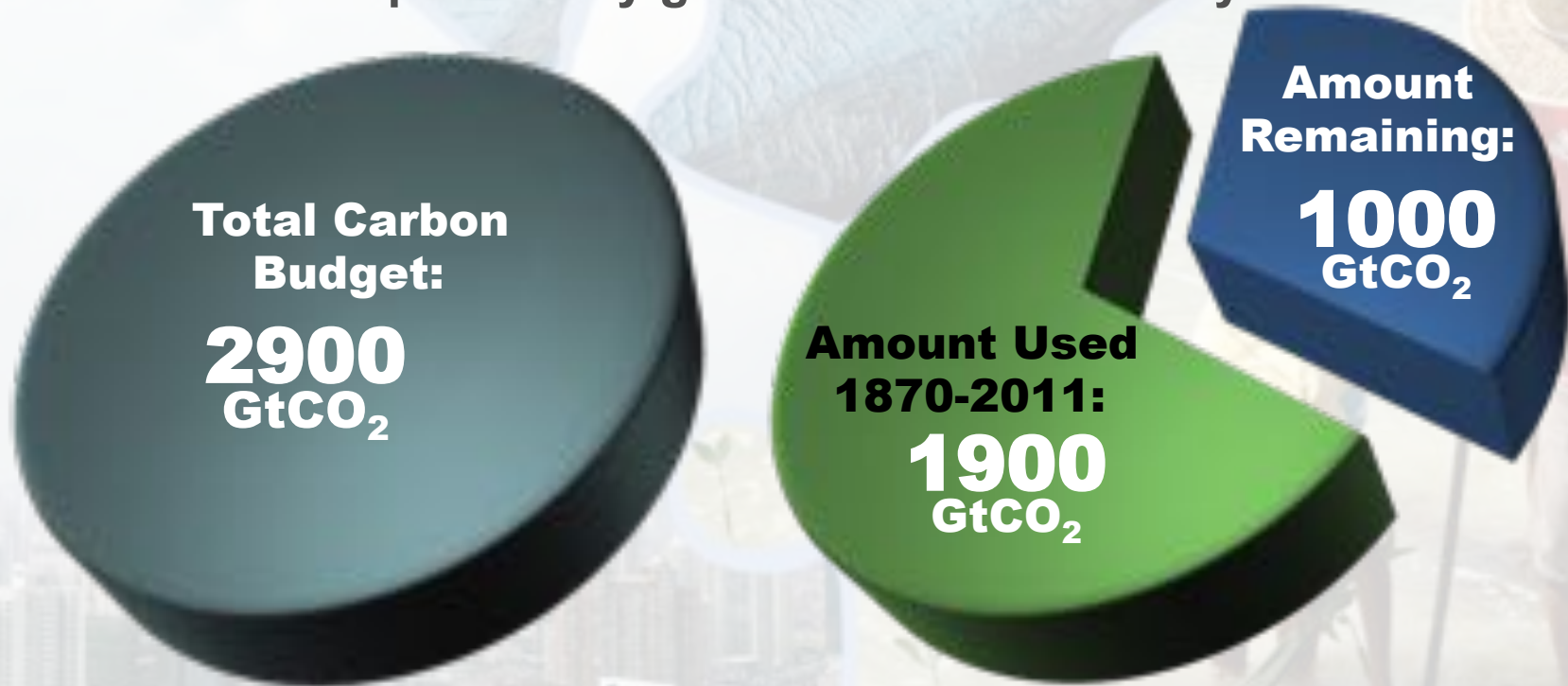
© IPCC 2013

Fig. SPM.10

Limiting climate change will require substantial and sustained reductions of greenhouse gas emissions.

The window for action is rapidly closing

65% of the carbon budget compatible with a 2°C goal is already used
NB: this is with a probability greater than 66% to stay below 2°C



NB: Emissions in 2011: 38 GtCO₂/yr

AR5 WGI SPM

Historical Responsibility

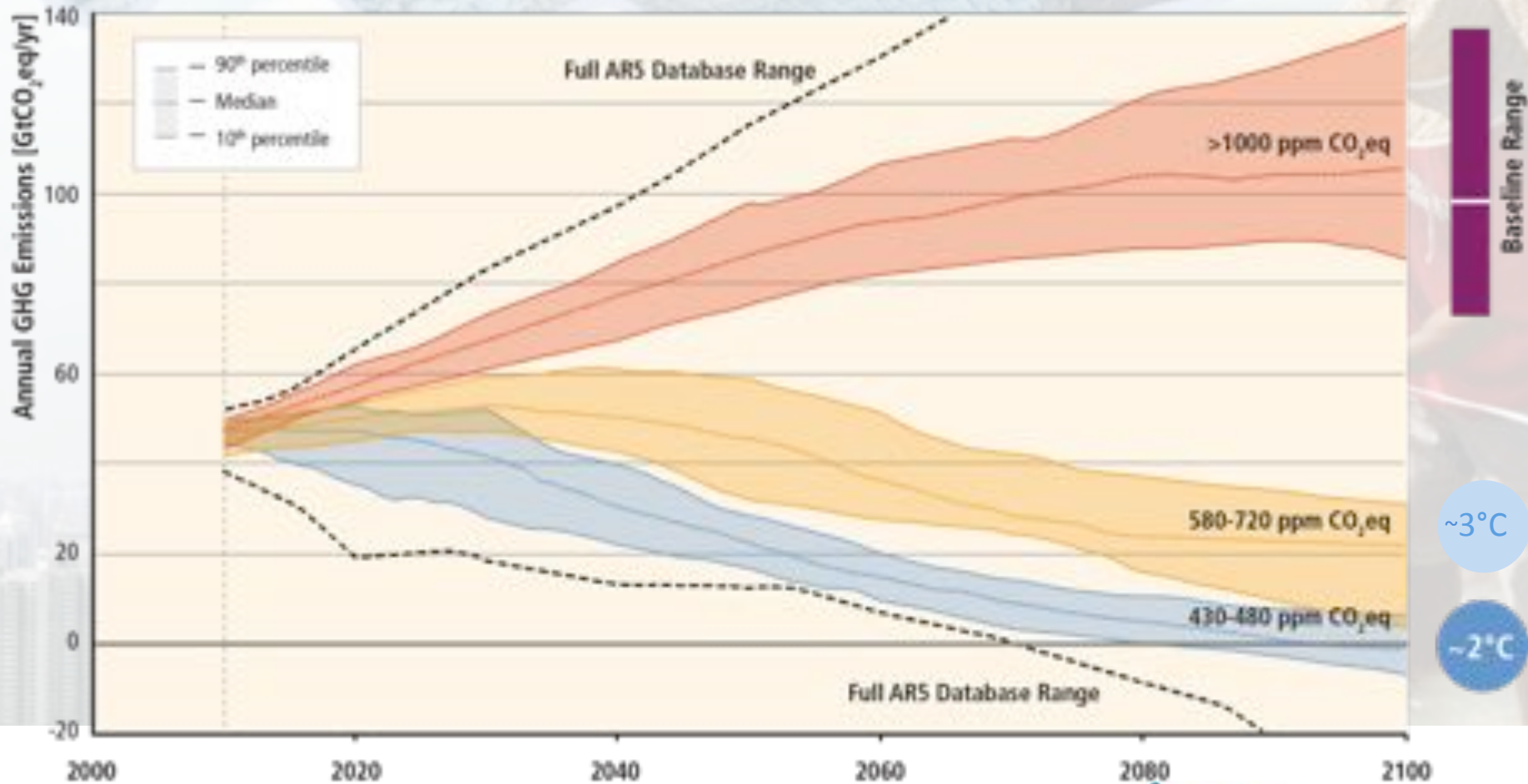
International cooperation on climate change involves ethical considerations, including equitable effort-sharing.

These questions include how much overall mitigation is needed to avoid **'dangerous interference with the climate system'**, how the effort or **cost of mitigating climate change should be shared among countries** and between the present and future, how to account for such factors as **historical responsibility for GHG emissions**, and how to choose among alternative policies for mitigation and adaptation. Ethical issues of well-being, **justice**, fairness, and rights are all involved. Ethical analysis can identify the different ethical principles that underlie different viewpoints, and distinguish correct from incorrect ethical reasoning.



Source: Centre for Science and Environment, Delhi

Stabilization of atmospheric concentrations requires moving away from the baseline – regardless of the mitigation goal.



Based on Figure 6.7

Can temperature rise still be kept below 1.5 or 2°C (over the 21st century) compared to pre-industrial ?

- **Many scenario studies confirm that it is technically and economically feasible to keep the warming below 2°C, with more than 66% probability (“likely chance”).** This would imply limiting atmospheric concentrations to 450 ppm CO₂-eq by 2100.
- **Such scenarios for an above 66% chance of staying below 2°C imply reducing by 40 to 70% global GHG emissions compared to 2010 by mid-century, and reach zero or negative emissions by 2100.**

Mitigation Measures



More efficient use of energy



Greater use of low-carbon and no-carbon energy

- Many of these technologies exist today
- But worldwide investment in **research** in support of GHG mitigation is small...



Improved carbon sinks

- **Reduced deforestation** and improved forest management and planting of new forests
- **Bio-energy with carbon capture and storage**

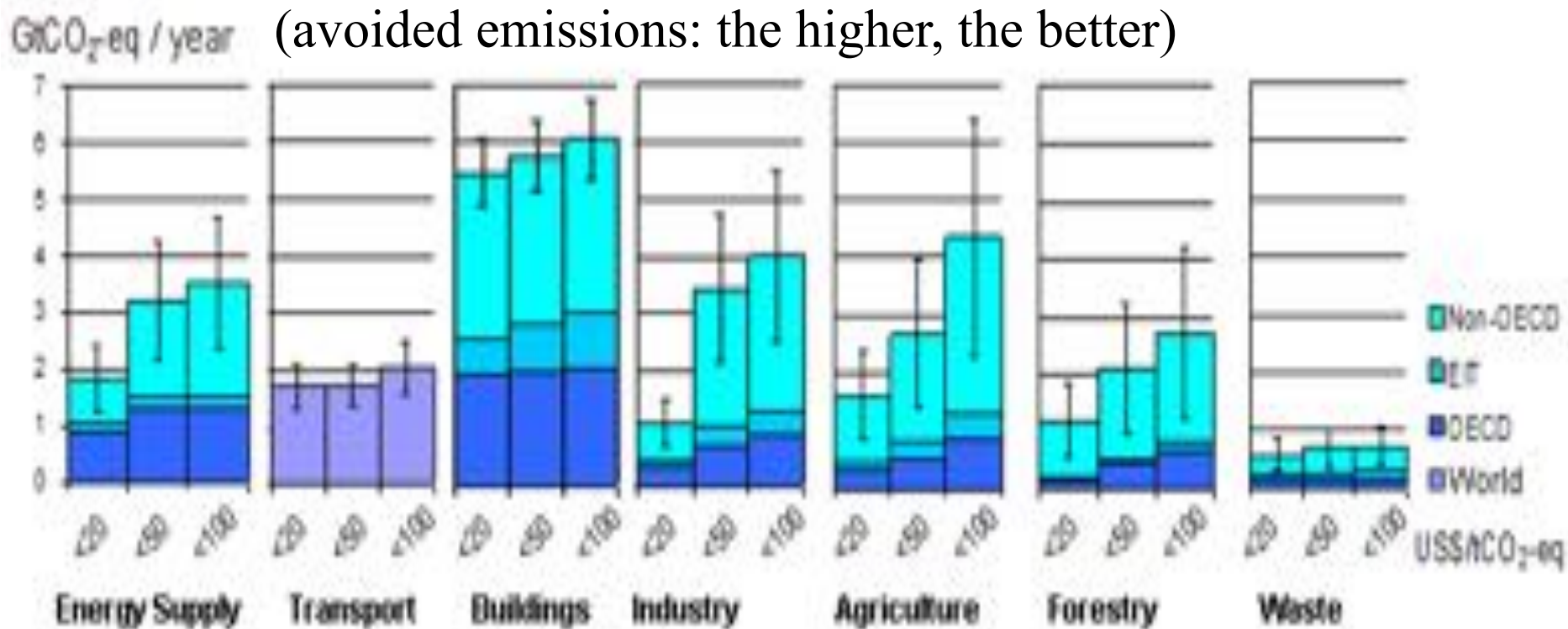


Lifestyle and behavioural changes

AR5 WGIII SPM

- **Mitigation requires major technological and institutional changes including the upscaling of low- and zero carbon energy (quadrupling from 2010 to 2050 for the scenario limiting warming below 2°C)**

All sectors and regions have the potential to contribute by 2030



IPCC AR4 (2007)

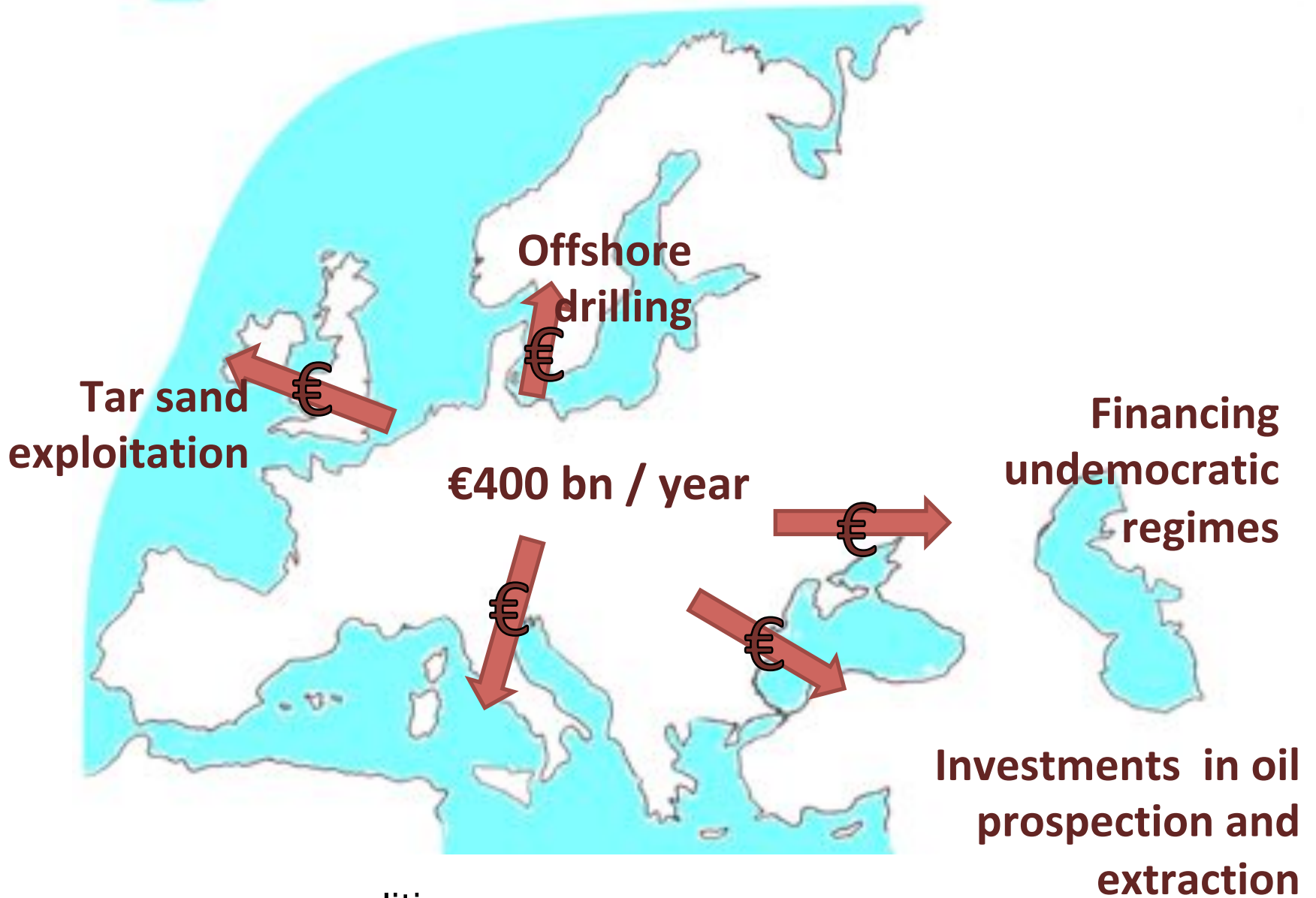
Note: estimates do not include non-technical options, such as lifestyle changes.

- **Substantial reductions in emissions would require large changes in investment patterns e.g., from 2010 to 2029, in billions US dollars/year:**

(mean numbers rounded, IPCC AR5 WGIII Fig SPM 9)

- **energy efficiency: +330**
- **renewables: + 90**
- **power plants w/ CCS: + 40**
- **nuclear: + 40**
- **power plants w/o CCS: - 60**
- **fossil fuel extraction: - 120**

EU: annual cost of buying fossil fuels




Since AR4, there has been an increased focus on policies designed to integrate multiple objectives, increase co-benefits and reduce adverse side-effects.

- **Sector-specific policies** have been more widely used than economy-wide policies.
- **Regulatory approaches and information** measures are widely used, and are often environmentally effective.
- Since AR4, **cap and trade** systems for GHGs have been established in a number of countries and regions.
- In some countries, **tax-based policies** specifically aimed at reducing GHG emissions—alongside technology and other policies—have helped to weaken the link between GHG emissions and GDP
- The **reduction of subsidies** for GHG-related activities in various sectors can achieve emission reductions, depending on the social and economic context.

Effective mitigation will not be achieved if individual agents advance their own interests independently.

- Existing and proposed **international climate change cooperation** arrangements vary in their focus and degree of centralization and coordination.
- Issues of **equity, justice, and fairness** arise with respect to mitigation and adaptation.
- Climate policy may be informed by a consideration of a diverse array of risks and uncertainties, some of which are difficult to measure, notably events that are of low probability but which would have a significant impact if they occur.



Mitigation can result in large co-benefits for human health and other societal goals.


If well designed, measures to prevent climate change could offer so many opportunities:

- Co-benefits in reduced pollution, health improvement, employment, gender equality, food security, reduced poverty, energy independence...**
- Opportunities to shift the tax burden away from labour and implement sustainable development**
- Opportunities to integrate research results in a useful, policy-relevant way, across disciplines (including social sciences)**



SUSTAINABLE DEVELOPMENT GOALS



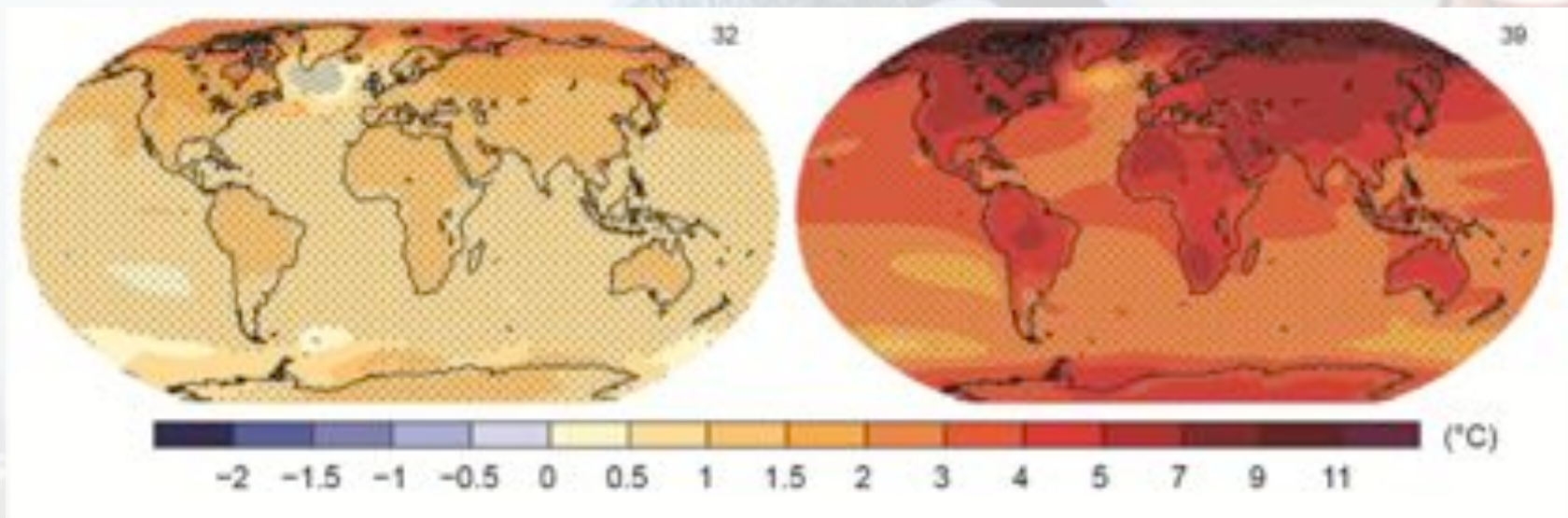


Joel Pett, USA Today

The Choices Humanity Makes Will Create Different Outcomes (and affect prospects for effective adaptation)

With substantial mitigation

Without additional mitigation




Change in average surface temperature (1986–2005 to 2081–2100)

AR5 WGI SPM

The Hidden IPCC Message:

- **If it's possible and not enough happens, what is lacking?**
- ***Political will, at the appropriate scale***

Process






- **196 Parties**
- **150 Heads of State and Govt**
- **36.276 participants**

ur les Changements Climatiques 2015

COP21/CMP11

Paris, France



The Paris Agreement : Key elements

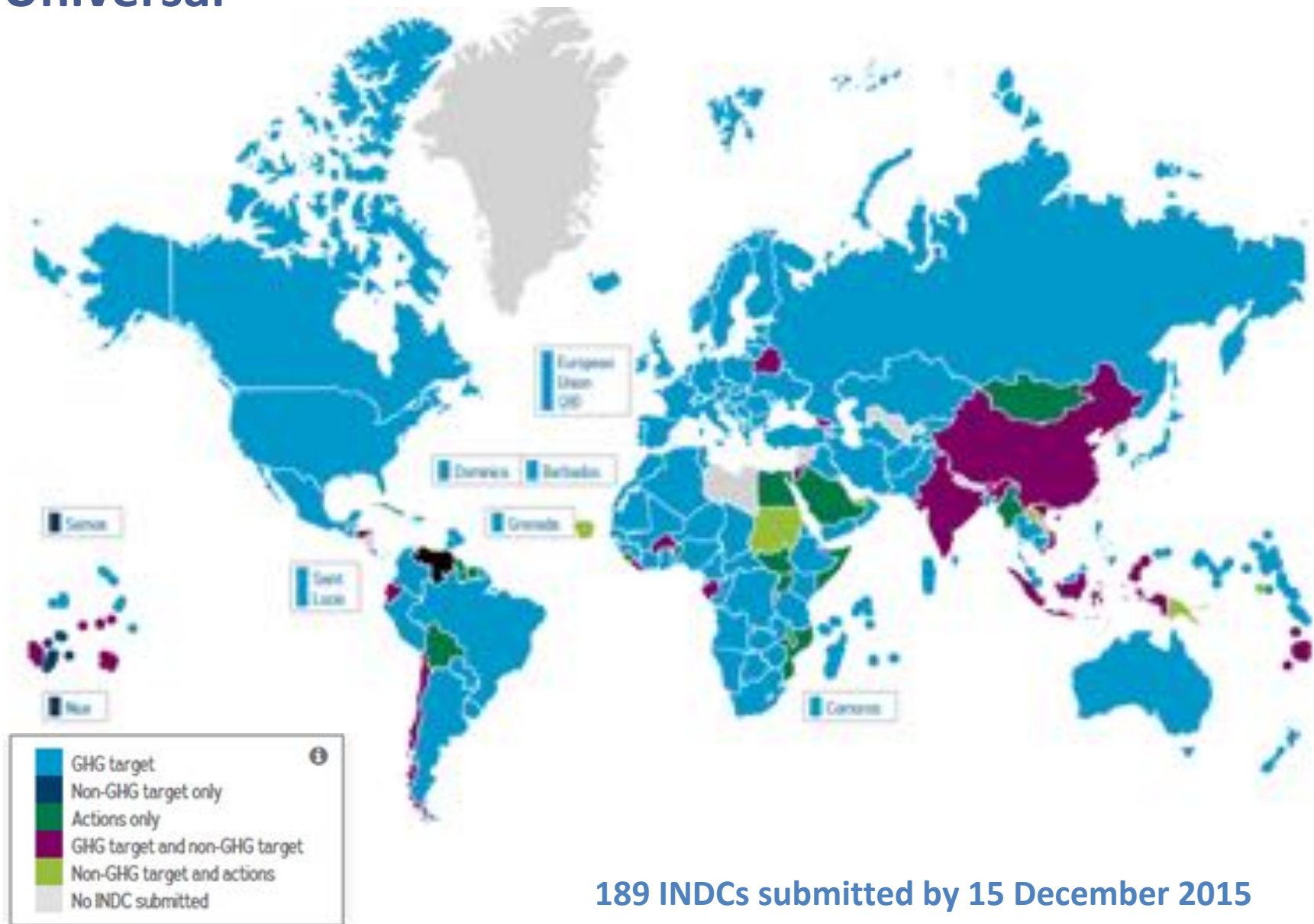
95



- *Vision / Long term objectives*
- *Différentiation of efforts*
- *Ambition cycle*
- *Mitigation*
- *Adaptation / Loss & Damages*
- *Financial flows*
- *Transparency & compliance*

- Main text: 25 pages (English version)
- Accompanying COP Decision (implementation plan and pre-2020 action): 36 pages

Universal



Paris agreement: universal, differentiated, transparent

- Obligation to maintain successive targets and to pursue domestic measures
- Obligation to report information necessary to track progress



Paris Agreement

- Article 2:
 - ◆ (...) to strengthen the global response to the threat of climate change, in the context of sustainable development and efforts to eradicate poverty, including by:
 - ▶ Holding the increase in the global average temperature to **well below 2 °C** above pre-industrial levels and to **pursue efforts** to limit the temperature increase to **1.5 °C** above pre-industrial levels, recognizing that this would significantly reduce the risks and impacts of climate change;
 - ▶ **Increasing the ability to adapt** (...) and foster climate resilience and low greenhouse gas emissions development, in a manner that does not threaten food production;
 - ▶ Making **finance flows consistent** with a pathway towards low greenhouse gas emissions and climate-resilient development

Paris Agreement

- Article 3:
 - ◆ As nationally determined contributions to the global response to climate change, **all Parties** are to undertake and communicate ambitious efforts (...) with the view to achieving the purpose of this Agreement as set out in Article 2.
The efforts of all Parties will represent **a progression over time**, while recognizing the **need to support developing country** Parties for the effective implementation of this Agreement.

Paris Agreement

- Article 4:
 - ◆ 1. (...) Parties aim to reach **global peaking** of greenhouse gas emissions **as soon as possible**, recognizing that **peaking will take longer for developing country Parties**,
 - ◆ and to undertake **rapid reductions thereafter in accordance with best available science**,
 - ◆ so as to achieve a **balance between anthropogenic emissions by sources and removals by sinks of greenhouse gases in the second half of this century**, on the basis of equity, and in the context of sustainable development and efforts to eradicate poverty
 - ◆ 3. **Each Party's successive nationally determined contribution will represent a progression(...)**

Paris Agreement

- Article 4 (cont.):
 - ◆ 4. Developed country Parties should continue taking the lead by undertaking economy-wide absolute emission reduction targets.
 - ◆ Developing country Parties should continue enhancing their mitigation efforts, and are encouraged to move over time towards economy-wide emission reduction or limitation targets in the light of different national circumstances.
 - ◆ **Each Party shall communicate a nationally determined contribution every five years**
 - ◆ Parties shall take into consideration in the implementation of this Agreement the concerns of Parties with economies most affected by the impacts of response measures, particularly developing country Parties.

Paris Agreement

- Article 5:
 - ◆ Parties should take action to conserve and enhance, as appropriate, sinks and reservoirs of greenhouse gases (...) including forests.
 - ◆ Parties are encouraged to take action to implement and support (...) policy approaches and positive incentives for activities relating **to reducing emissions from deforestation and forest degradation,**
- Article 6
 - ◆ 4. A mechanism to contribute to the mitigation of greenhouse gas emissions and support sustainable development is hereby established under the authority and guidance of the Conference of the Parties (...) for use by Parties on a voluntary basis.




Paris Agreement

- Article 7
 - ◆ Parties hereby establish the global goal on adaptation of enhancing adaptive capacity, strengthening resilience and reducing vulnerability to climate change
- Article 8
 - ◆ Parties recognize the importance of averting, minimizing and **addressing loss and damage** associated with the adverse effects of climate change, including extreme weather events and slow onset events, and the role of sustainable development in reducing the risk of **loss and damage**.

“Getting 196 Countries To Agree On Climate Change Was The Easy Part. Now comes the real work.”

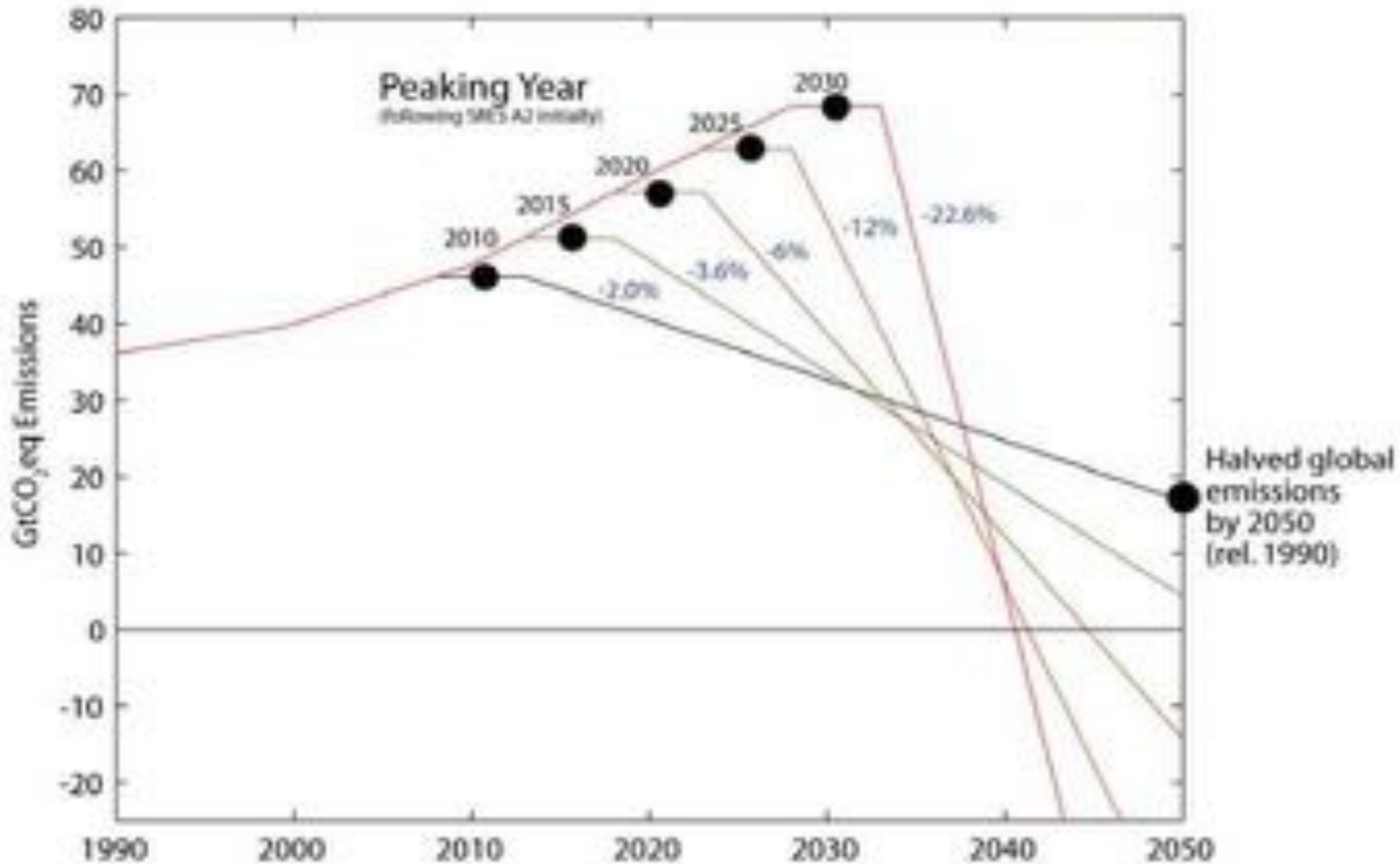
(C. Figueres, World Economic Forum 2016, Davos)



An aerial photograph of a city skyline, likely Hong Kong, with a blue overlay. The image shows a dense urban landscape with numerous high-rise buildings and a complex network of roads and highways. The sky is a clear, light blue. The text is overlaid on the image in a white, bold, sans-serif font with a slight drop shadow.

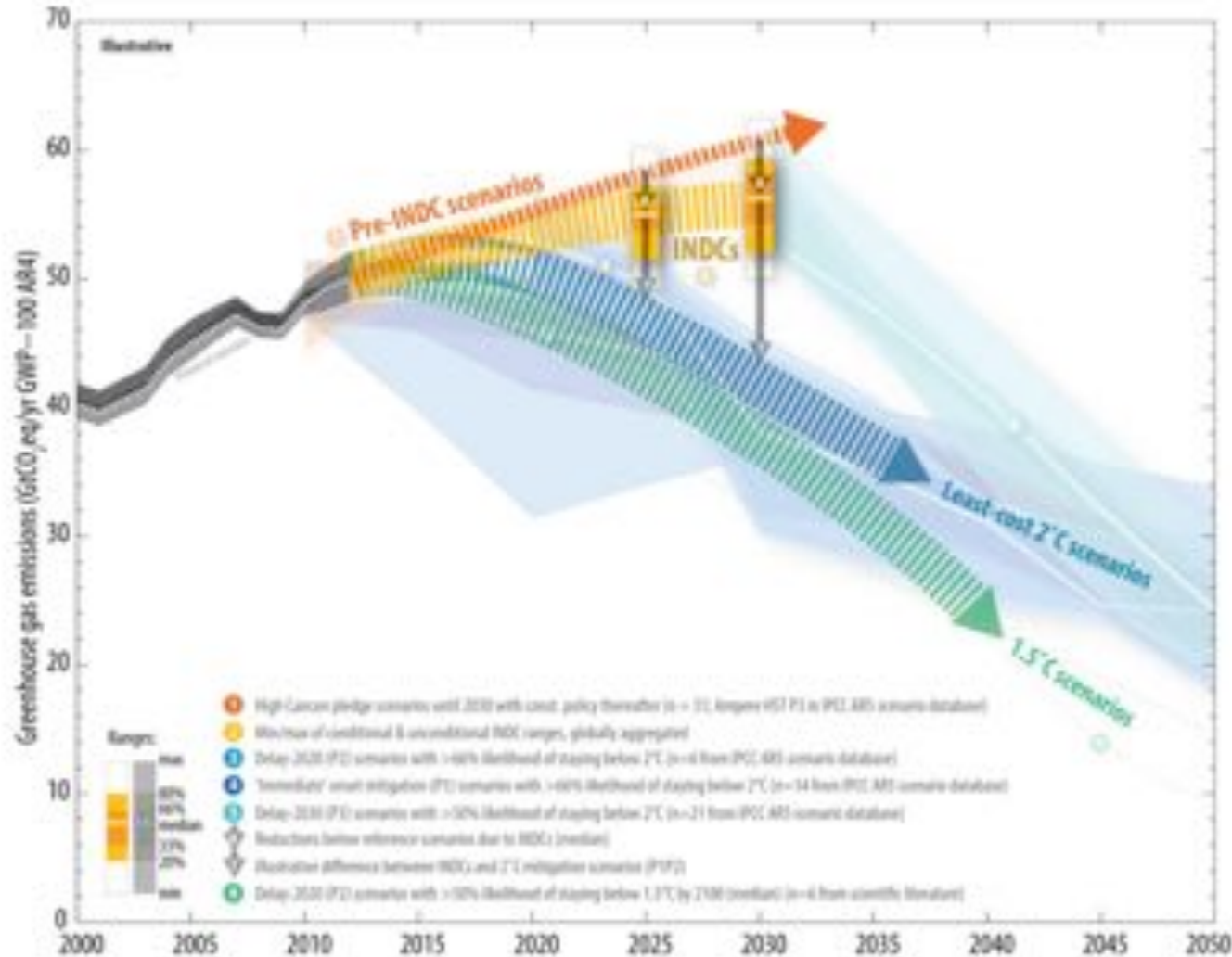
**Delaying additional mitigation
to 2030 will substantially
increase the challenges
associated with limiting
warming over the 21st century
to below 2°C relative to pre-
industrial levels.**

The more we wait, the more difficult it will be



Source: Meinshausen et al - Nature, 30th April 2009

Comparison of global emission levels in 2025 and 2030 resulting from the implementation of the intended nationally determined contributions



Leaders Aim to Put a Price on Half of All Global Carbon Emissions



http://www.worldbank.org/en/news/feature/2016/04/21/leaders-aim-to-put-a-price-on-half-of-all-global-carbon-emissions?CID=CCG_TT_climatechange_EN_EXT

COP23 in Bonn, chaired by Fiji



COP23 in Bonn, chaired by Fiji: Timoci, 12 years old, speaks to Heads of State and Government

11
0



COP23 in Bonn, chaired by Fiji

- **Fiji has done the job it was given to do, which is to advance the implementation guidelines of the Paris Agreement and prepare for more ambitious action through the Talanoa Dialogue of 2018.**
- Countries will need to finalise the implementation guidelines at COP24 in Poland next year.

COP23 in Bonn, chaired by Fiji

- The **Talanoa Dialogue** agreed in Bonn establishes an inclusive and participatory process to allow Parties, as well as non-party stakeholders, to share stories and showcase best practices **to urgently raise ambition** - including pre-2020 action - **in nationally-determined contributions (NDCs)**.

COP23 in Bonn, chaired by Fiji

- The Gender Action Plan and Indigenous Peoples Platform** agreed in Bonn will help ensure that those who are traditionally marginalised have a strong voice in the climate change negotiations and are empowered to become actors of change.

COP23 in Bonn, chaired by Fiji

-Under Fiji's Presidency, more funding for **climate adaptation** was secured and an important next step was taken to ensure that the Adaptation Fund shall serve the Paris Agreement. A **global partnership** was launched to provide millions of climate-vulnerable people the world over with **affordable access to insurance**.

COP23 in Bonn, chaired by Fiji

Through the **Ocean Pathway Partnership**, Fiji has launched a major new initiative to strengthen the link between climate change action and the health of the ocean, including in the UN Climate Change process, as well as in national climate action plans.

A historic agreement on agriculture will help nations reduce emissions for the sector that is the second biggest emitter after energy, as well as help promote the sector's resilience to the effects of climate change.

Conclusions (1/2)

The challenge is huge: transform the world in a few decades so that the whole world activities are decarbonized, while poverty and hunger are eliminated in a few decades

Addressing it open so many opportunities, for research in all disciplines and accross disciplines and for integrating results of this research in meaningful actions by all: governments, cities, businesses, NGOs, and citizens.

It opens also economic opportunities, and opportunities to address in a synergistic manner other societal goals, such as the 17 Sustainable Development Goals.

Conclusions (2/2)

Last but not least, addressing this challenge, together, will allow us to look our children and grand children into their eyes when they will ask us how we contributed to avoiding the announced environmental collapse.

Buddhist saying: Courage is the gateway to happiness

In a nutshell: Yes we can !

Please go and see the
latest movie with Al Gore

An Inconvenient Sequel: Truth to Power

FIGHT LIKE YOUR WORLD DEPENDS ON IT



an **inconvenient** sequel
TRUTH TO POWER

© 2009 Warner Bros. Entertainment Inc. All Rights Reserved. Warner Bros. Entertainment Inc. presents a Warner Bros. Entertainment Inc. production. An Al Gore production. "An Inconvenient Sequel: Truth to Power" is a Warner Bros. Entertainment Inc. production. "An Inconvenient Sequel: Truth to Power" is a Warner Bros. Entertainment Inc. production. "An Inconvenient Sequel: Truth to Power" is a Warner Bros. Entertainment Inc. production.

IN THEATRES JULY 28

SEMINARIES OVER DE FINANCIERING VAN DE TRANSITIE : MEER GELD VOOR MINDER KOOLSTOF

SEMINAIRES SUR LE FINANCEMENT DE LA TRANSITION : PLUS D'ARGENT POUR MOINS DE CARBONE

(Belgian Federal
Council for
Sustainable Development)



18/01/2018 | 09h00 – 13h30 | BRUSSELS

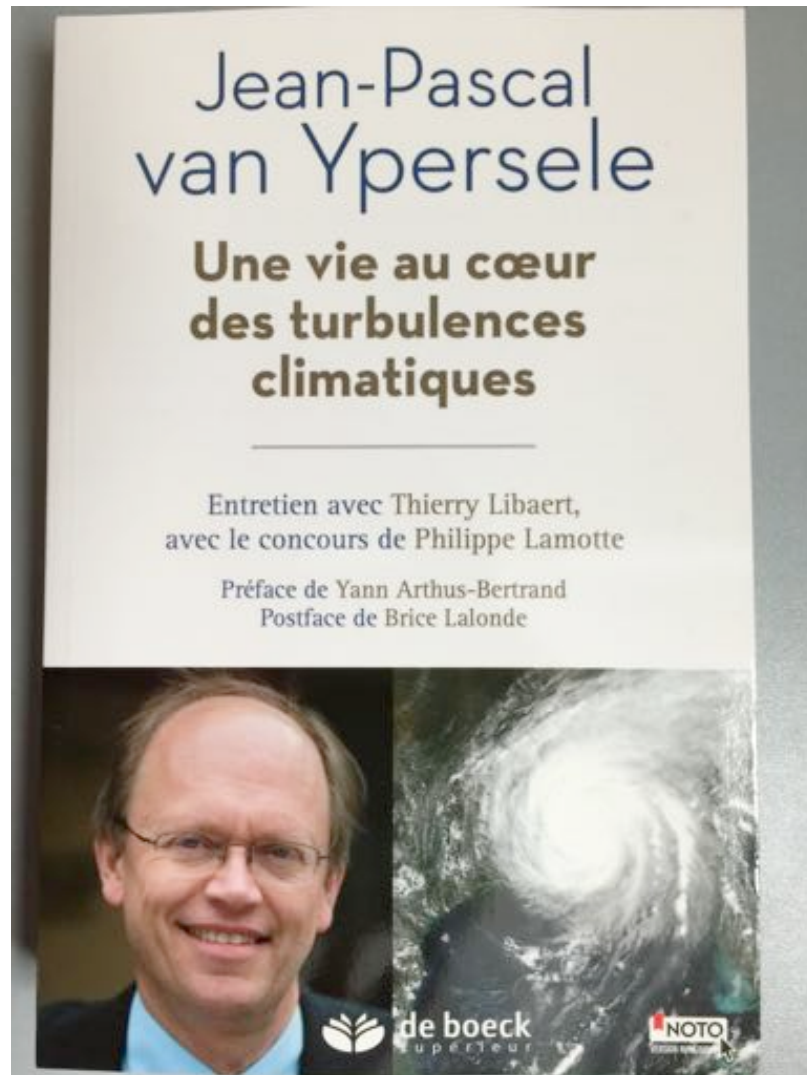
01/02/2018 | 09h00 – 12h30 | BRUSSELS



www.cfdd.be
www.frdo.be



**Publié chez De Boeck
supérieur,
octobre 2015
Broché: 16 euros
E-book: 13 euros**



Useful links:

- www.ipcc.ch : IPCC (reports and videos)
- www.unfccc.int : Climate Convention
- www.climate.be/vanyp : my slides and other documents
- www.skepticalscience.com: excellent responses to contrarians arguments
- **On Twitter: @JPvanYpersele
and @IPCC_CH**